

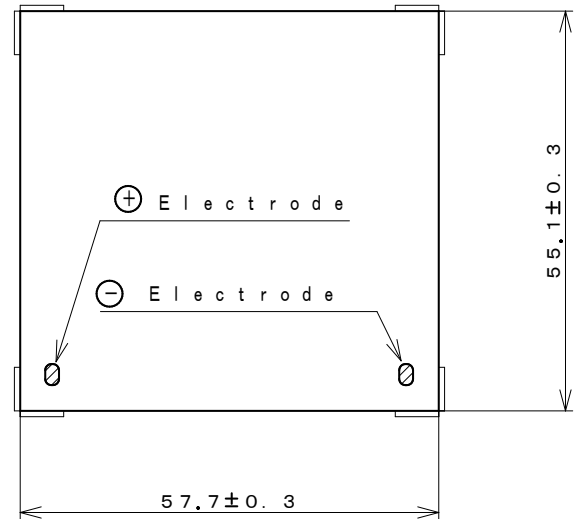
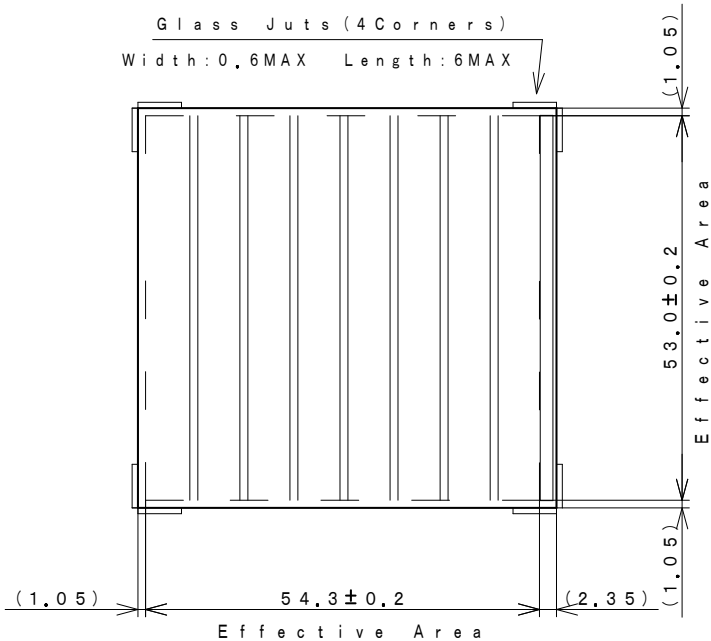
アモルファスシリコン太陽電池 仕様

Model : AM-8801C-T

1. Outside dimensions 外形寸法

Light Receiving Side (受光面)

Overcoat Side (オーバーコート面)



(dimension : mm)

Note

Glass Substrate Thickness (ガラス基板厚) : $1.6\text{mm} \pm 0.2$ Module Thickness (モジュール厚) : 2.0mm MAX

Accepts normal soldering for bending

(一般の半田を使用してリード線付けが可能です。)

2. Rated Specifications (at 25°C)

Item	Specifications (Initial)		
2.1 Open circuit voltage : V_{oc} 開放電圧	Typical	6.8 V	at 50kLx SS
2.2 Short circuit Current : I_{sc} 短絡電流	Typical	20.4 mA	at 50kLx SS
2.3 Operating Voltage & Operating Current : $V_{ope} - I_{ope}$ 動作特性	Minimum	4.5 V - 15.1 mA	at 50kLx SS
	Typical	4.5 V - 18.9 mA	at 50kLx SS
	Typical	4.5 V - 41.9 mA	at AM-1.5 100mW/cm ²
2.4 Maximum output : P_{max} & optimum operating Volt : V_{op} optimum operating Current : I_{op} 最大出力	(reference)	93 mW	$V_{op}=5.2\text{V}$ $I_{op}=17.8\text{mA}$ at 50kLx SS
	(reference)	196 mW	$V_{op}=5.2\text{V}$ $I_{op}=37.7\text{mA}$ at AM-1.5 100mW/cm ²
2.5 Working temperature range : T_{opr} 動作温度範囲		-10 to 60 $^\circ\text{C}$	
2.6 Storage temperature range : T_{stg} 保存温度範囲		-20 to 70 $^\circ\text{C}$	

SS: Solar Simulator

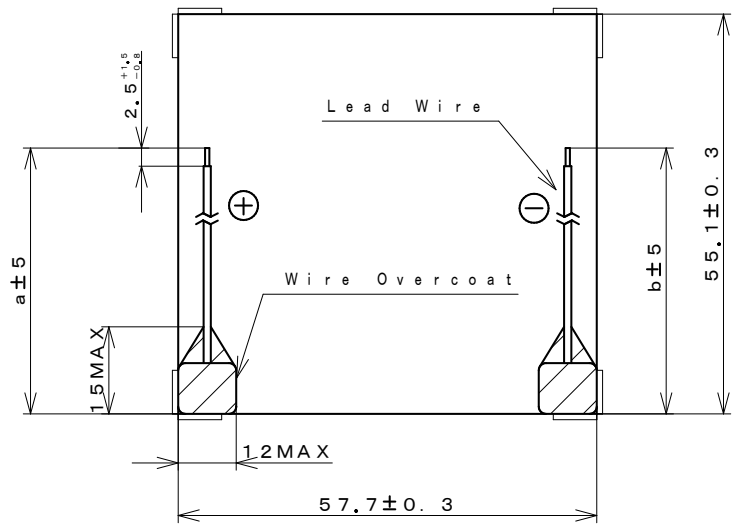
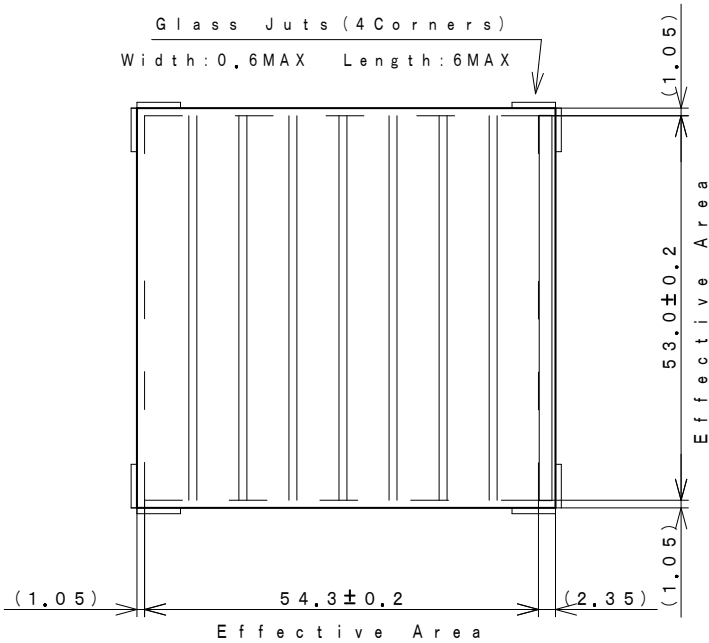
アモルファスシリコン太陽電池 仕様

Model : AM-8801CAR-T

1. Outside dimensions 外形寸法

Light Receiving Side (受光面)

Overcoat Side (オーバーコート面)



(dimension : mm)

Lead Wires : AWG28	
a : 160	b : 160

Note

Glass Substrate Thickness (ガラス基板厚) : 1.6mm ± 0.2

Module Thickness (モジュール厚) : 2.0mm MAX

Wire-Overcoat thickness : 3.1mm MAX (including Module)
(リード線補正コート厚)

2. Rated Specifications (at 25°C)

Item	Specifications (Initial)
2.1 Open circuit voltage : Voc 開放電圧	Typical 6.8V at 50kLx SS
2.2 Short circuit Current : Isc 短絡電流	Typical 20.4mA at 50kLx SS
2.3 Operating Voltage & Operating Current : Vope-Iope 動作特性	Minimum 4.5V - 15.1mA at 50kLx SS
	Typical 4.5V - 18.9mA at 50kLx SS
	Typical 4.5V - 41.9mA at AM-1.5 100mW/cm ²
2.4 Maximum output : Pmax & optimum operating Volt : Vop optimum operating Current : Iop 最大出力	(reference) 93mW Vop=5.2V Iop=17.8mA at 50kLx SS
	(reference) 196mW Vop=5.2V Iop=37.7mA at AM-1.5 100mW/cm ²
2.5 Working temperature range : Topr 動作温度範囲	-10 to 60°C
2.6 Storage temperature range : Tstg 保存温度範囲	-20 to 70°C

SS: Solar Simulator

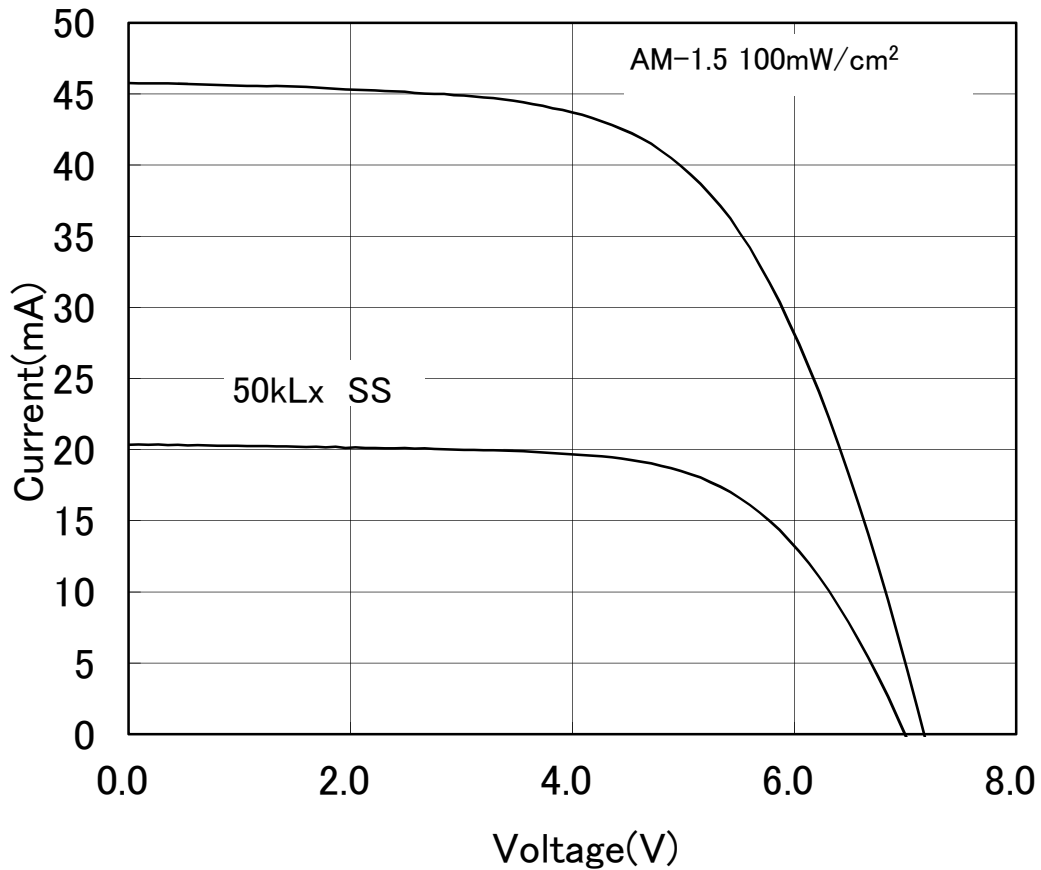
I - V Characteristics

REFERENCE

1.Model : AM-8801

2.Outside Dimension : 57.7mm × 55.1mm

SS:Solar Simulator



*このデータは標準的な出力特性を示すものであり、特性を保証するものではありません。

*The data are meant to show standard electric characteristics only , not intended to guarantee the characteristics.

Panasonic Solar Amorton Co.,Ltd.

2019/7/2

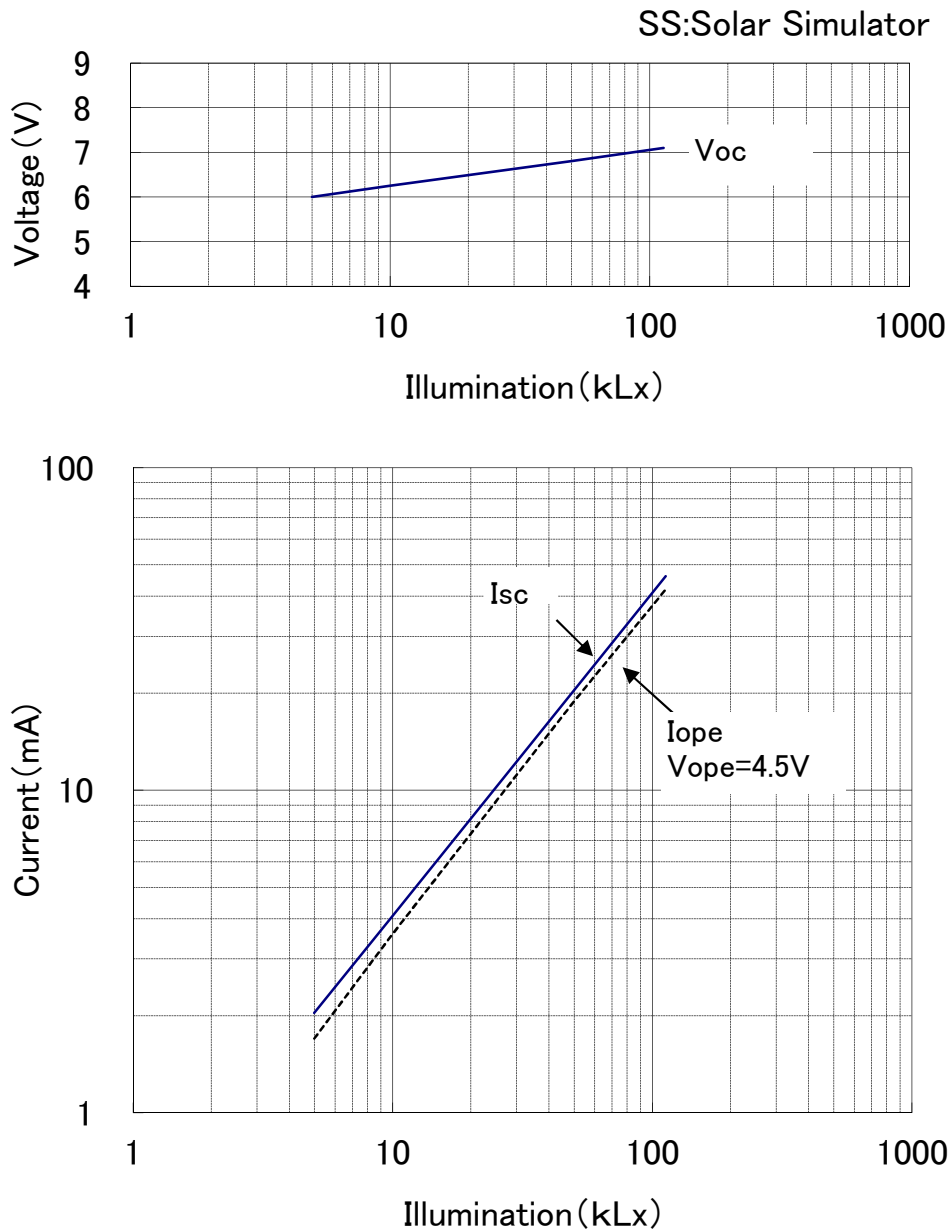
出力の照度依存特性

REFERENCE

Dependence of Output on Illumination

1.Model : AM-8801

2.Outside Dimension : 57.7mm × 55.1mm



*このデータは標準的な出力特性を示すものであり、特性を保証するものではありません。

*The data are meant to show standard electric characteristics only , not intended to guarantee the characteristics.

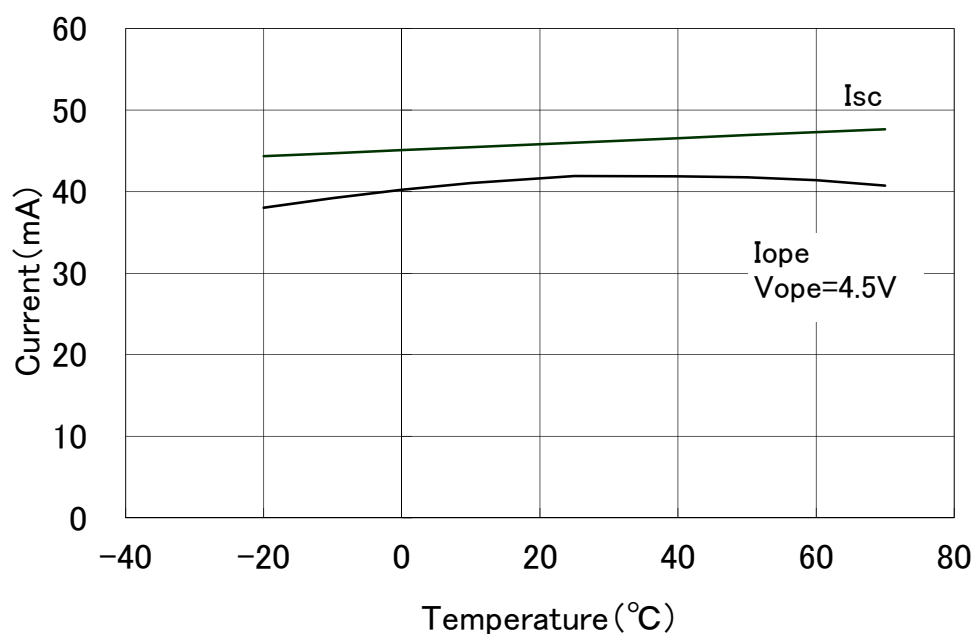
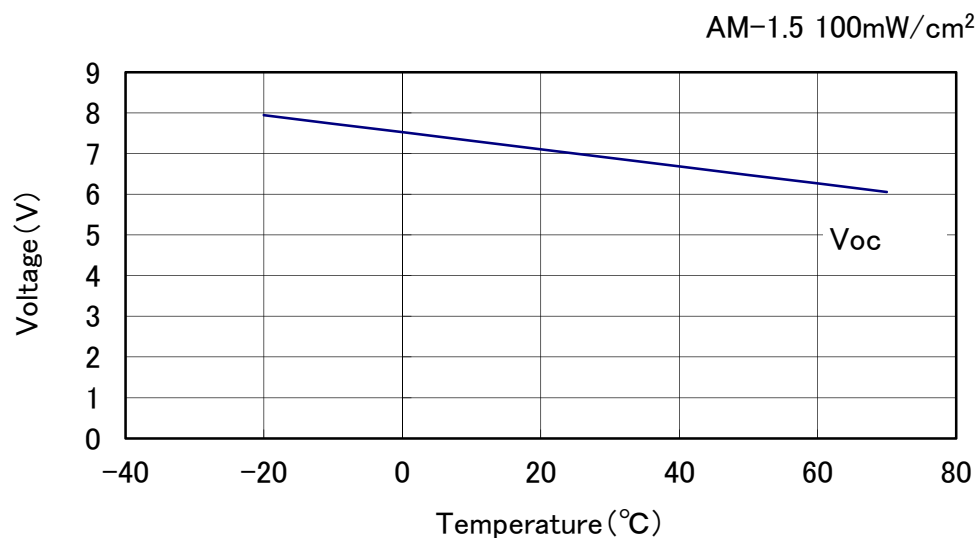
出力の温度依存特性

REFERENCE

Dependence of Output on Temperature

1.Model : AM-8801

2.Outside Dimension : 57.7mm × 55.1mm



*このデータは標準的な出力特性を示すものであり、特性を保証するものではありません。

*The data are meant to show standard electric characteristics only , not intended to guarantee the characteristics.