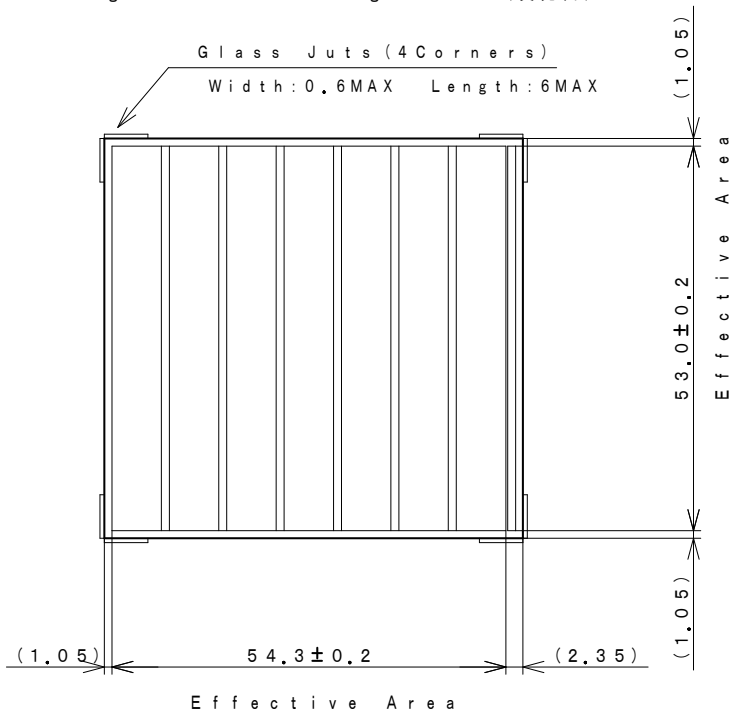


アモルファスシリコン太陽電池 仕様

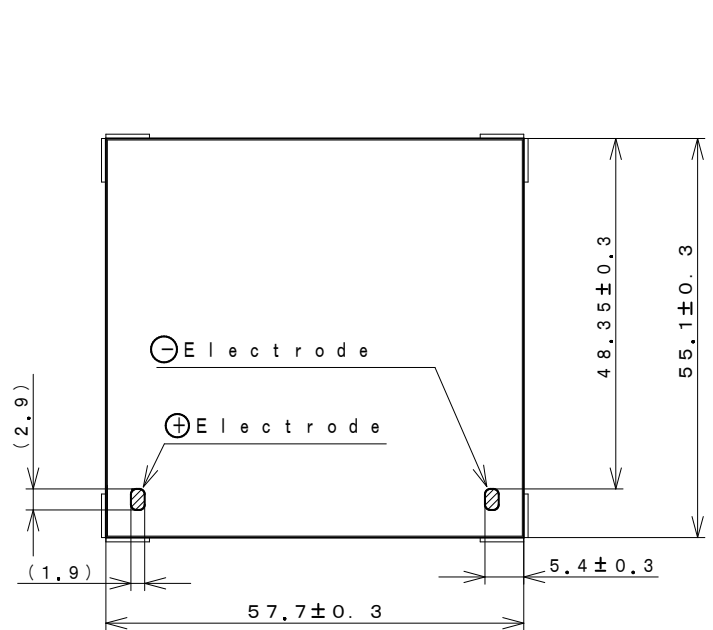
Model : AM-8701C-T

1. Outside dimensions 外形寸法

Light Receiving Side (受光面)



Overcoat Side (オーバーコート面)



(dimension: mm)

Note

Glass Substrate Thickness (ガラス基板厚) : 1.6 mm ± 0.2
 Module Thickness (モジュール厚) : 2.0 mm MAX
 Accepts normal soldering for bending
 (一般の半田を使用してリード線付けが可能です。)

2. Rated Specifications (at 25°C)

Item	Specifications (Initial)
2.1 Open circuit voltage: Voc 開放電圧	Typical 6.0V at 50kLx SS
2.2 Short circuit Current: Isc 短絡電流	Typical 23.9mA at 50kLx SS
2.3 Operating Voltage & Operating Current: Vope-Iope 動作特性	Minimum 3.9V - 16.8mA at 50kLx SS
	Typical 3.9V - 21.0mA at 50kLx SS
	Typical 3.9V - 46.6mA at AM-1.5 100mW/cm ²
2.4 Maximum output: Pmax & optimum operating Volt: Vop optimum operating Current: Iop 最大出力	(reference) 90mW Vop=4.6V Iop=19.4mA at 50kLx SS
	(reference) 190mW Vop=4.6V Iop=41.2mA at AM-1.5 100mW/cm ²
2.5 Working temperature range: Topr 動作温度範囲	-10 to 60°C
2.6 Storage temperature range: Tstg 保存温度範囲	-20 to 70°C

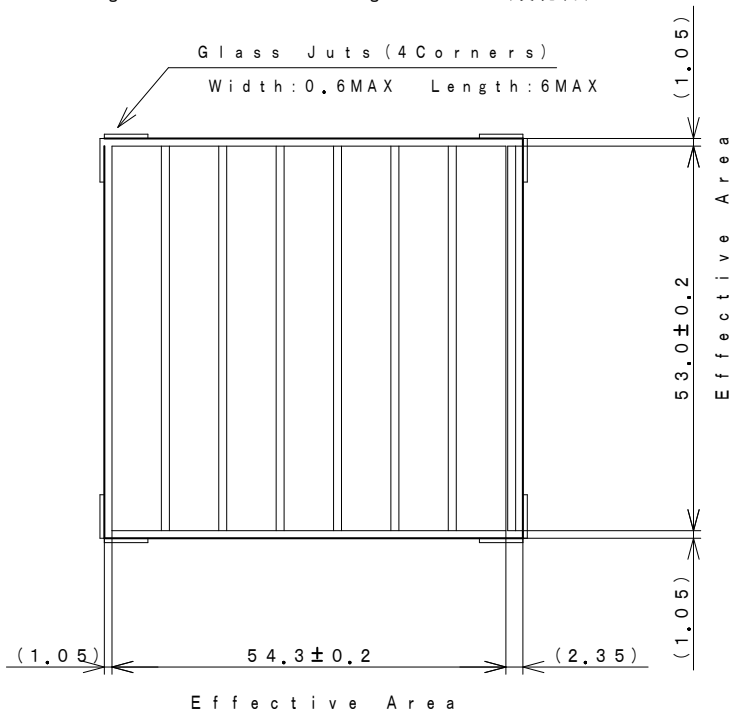
SS: Solar Simulator

アモルファスシリコン太陽電池 仕様

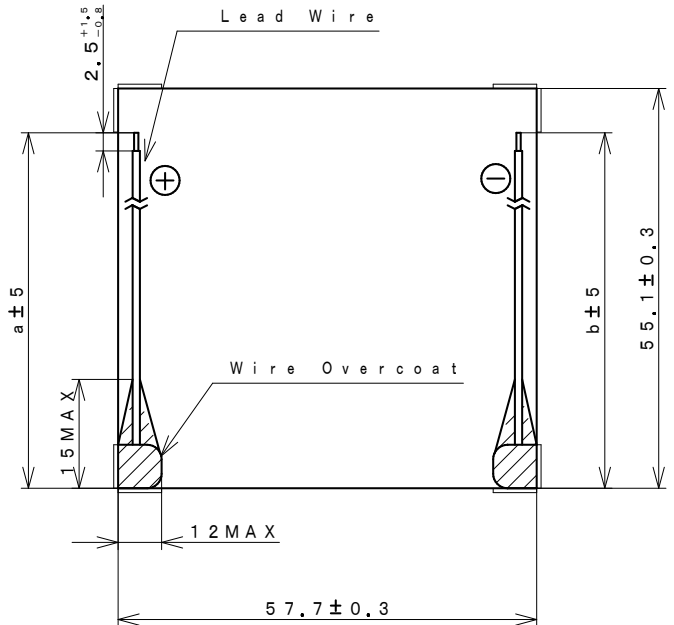
Model : AM-8701CAR-T

1. Outside dimensions 外形寸法

Light Receiving Side (受光面)



Overcoat Side (オーバーコート面)



(dimension : mm)

Lead Wires : AWG28	
a : 105	b : 105

Note

Glass Substrate Thickness (ガラス基板厚) : 1.6mm ± 0.2

Module Thickness (モジュール厚) : 2.0mm MAX

Wire-Overcoat thickness : 3.1mm MAX (including Module)
(リード線補正コート厚)

2. Rated Specifications (at 25℃)

Item	Specifications (Initial)
2.1 Open circuit voltage : Voc 開放電圧	Typical 6.0V at 50kLx SS
2.2 Short circuit Current : Isc 短絡電流	Typical 23.9mA at 50kLx SS
2.3 Operating Voltage & Operating Current : Vope-Iope 動作特性	Minimum 3.9V - 16.8mA at 50kLx SS
	Typical 3.9V - 21.0mA at 50kLx SS
	Typical 3.9V - 46.6mA at AM-1.5 100mW/cm ²
2.4 Maximum output : Pmax & optimum operating Volt : Vop optimum operating Current : Iop 最大出力	(reference) 90mW Vop=4.6V Iop=19.4mA at 50kLx SS
	(reference) 190mW Vop=4.6V Iop=41.2mA at AM-1.5 100mW/cm ²
2.5 Working temperature range : Topr 動作温度範囲	-10 to 60℃
2.6 Storage temperature range : Tstg 保存温度範囲	-20 to 70℃

SS: Solar Simulator

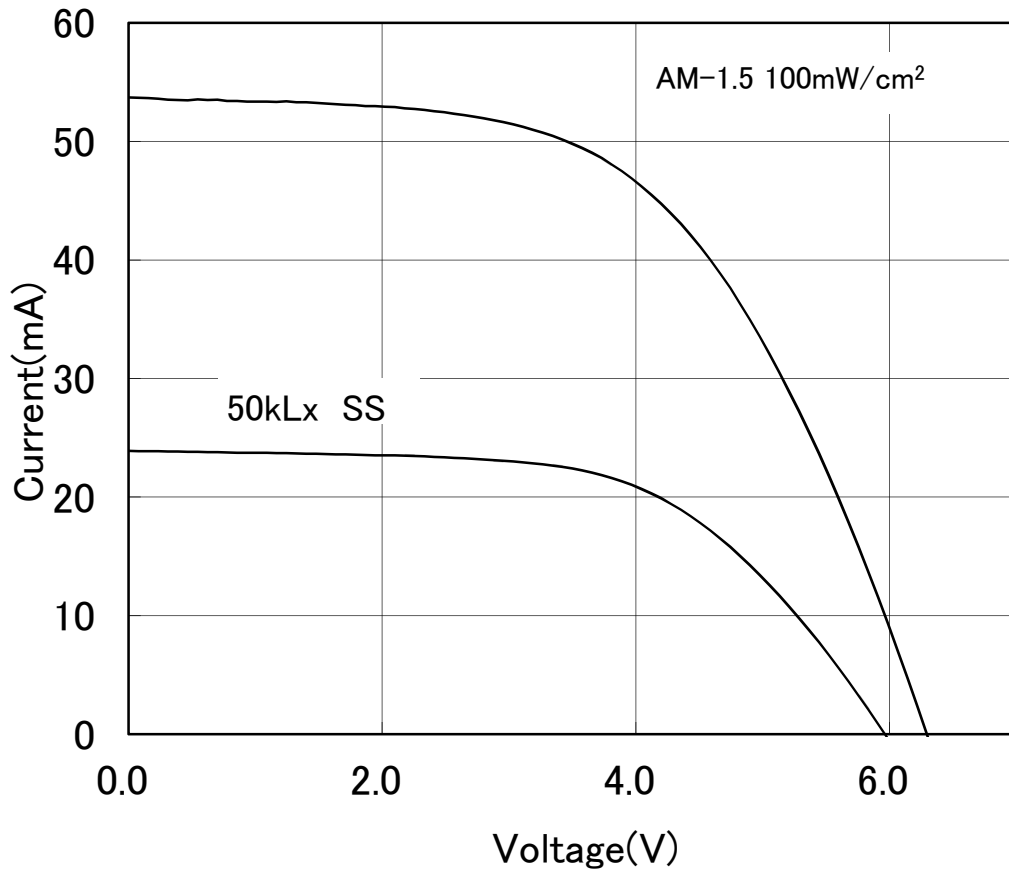
I - V Characteristics

REFERENCE

1. Model : AM-8701

2. Outside Dimension : 57.7mm × 55.1mm

SS: Solar Simulator



*このデータは標準的な出力特性を示すものであり、特性を保証するものではありません。

*The data are meant to show standard electric characteristics only , not intended to guarantee the characteristics.

Panasonic Solar Amorton Co.,Ltd.

2019/6/27

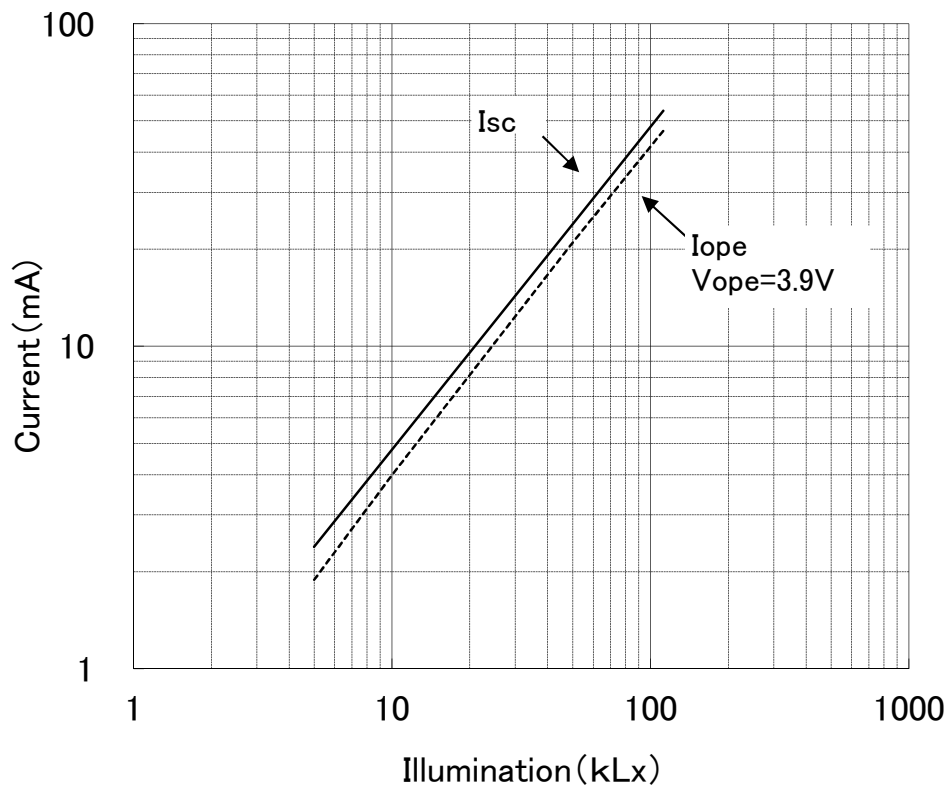
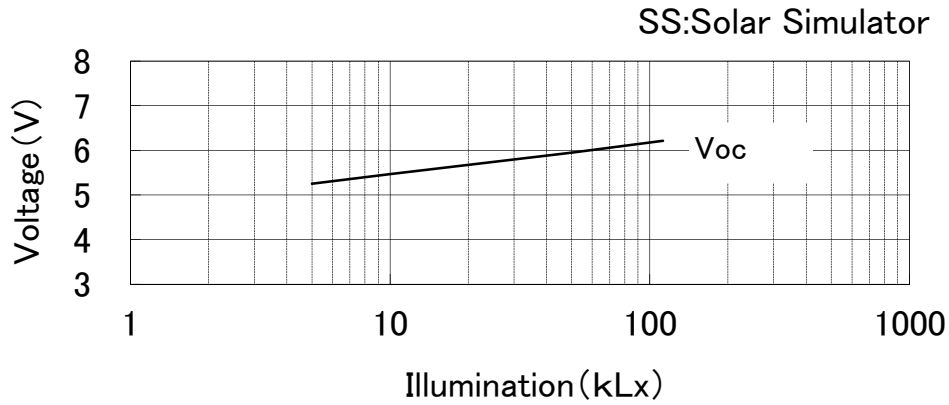
出力の照度依存特性

REFERENCE

Dependence of Output on Illumination

1.Model : AM-8701

2.Outside Dimension : 57.7mm × 55.1mm



*このデータは標準的な出力特性を示すものであり、特性を保証するものではありません。

*The data are meant to show standard electric characteristics only , not intended to guarantee the characteristics.

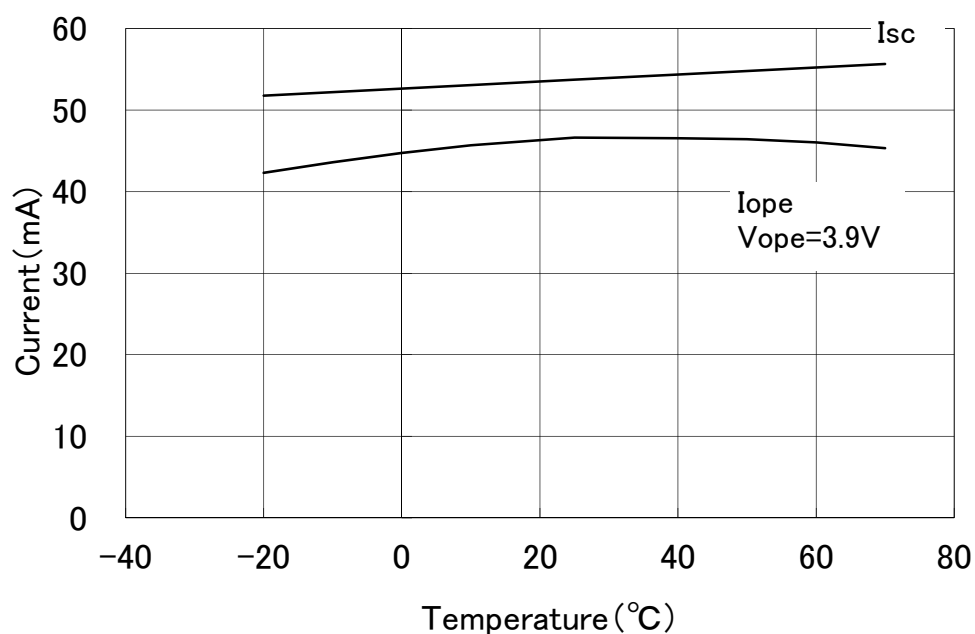
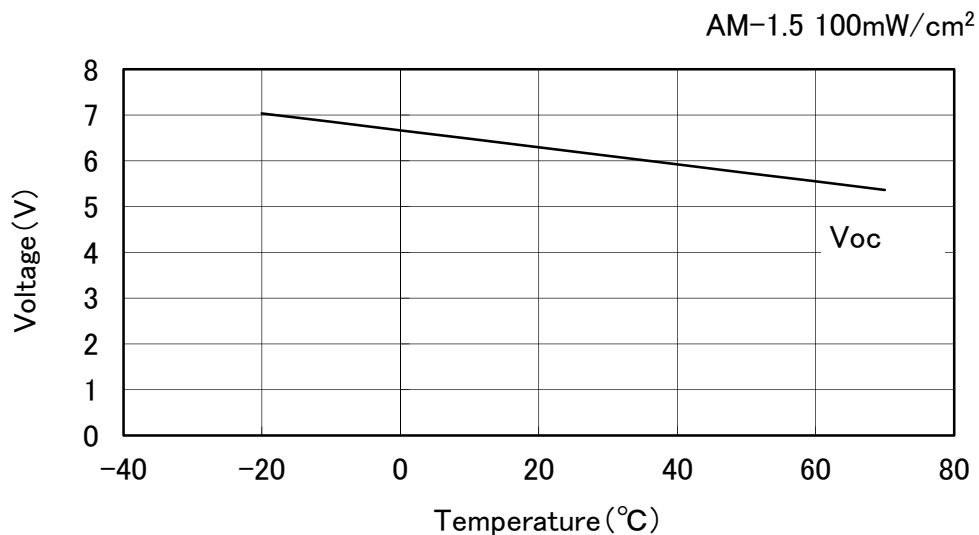
出力の温度依存特性

REFERENCE

Dependence of Output on Temperature

1.Model : AM-8701

2.Outside Dimension : 57.7mm × 55.1mm



*このデータは標準的な出力特性を示すものであり、特性を保証するものではありません。

*The data are meant to show standard electric characteristics only , not intended to guarantee the characteristics.