

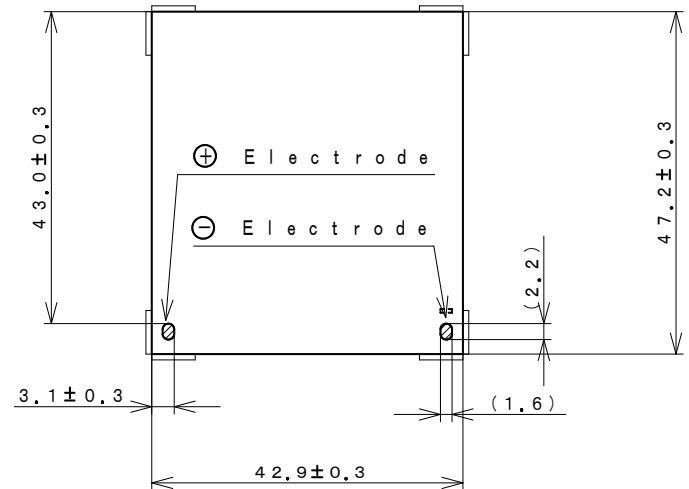
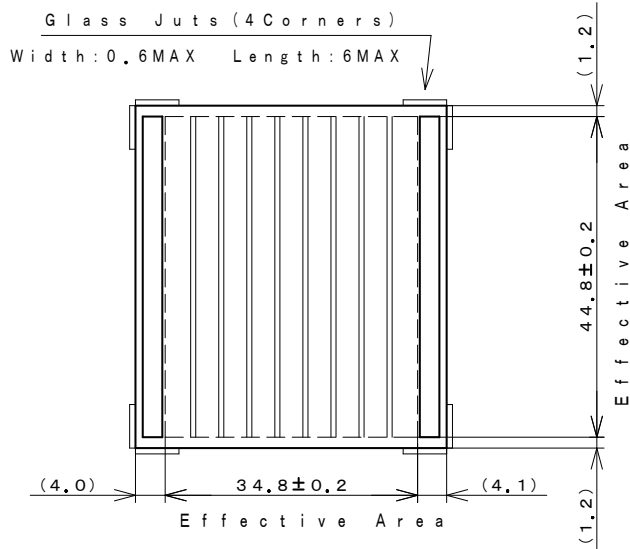
## アモルファスシリコン太陽電池 仕様

Model : AM-5912C-T

## 1. Outside dimensions 外形寸法

Light Receiving Side (受光面)

Overcoat Side (オーハークート面)



(dimension : mm)

## Note

Glass Substrate Thickness (ガラス基板厚) : 1.6mm ± 0.2  
 Module Thickness (モジュール厚) : 2.0mm MAX  
 Accepts normal soldering for bending  
 (一般の半田を使用してリット線付けが可能です。)

## 2. Rated Specifications (at 25℃)

Item	Specifications (Initial)
2.1 Open circuit voltage : Voc 開放電圧	Typical 7.7V at 50kLx SS
2.2 Short circuit Current : Isc 短絡電流	Typical 7.5mA at 50kLx SS
2.3 Operating Voltage & Operating Current : Vope - Iope 動作特性	Minimum 4.5V - 5.3mA at 50kLx SS
	Typical 5.0V - 7.0mA at 50kLx SS
	Typical 5.0V - 15.3mA at AM-1.5 100mW/cm <sup>2</sup>
2.4 Maximum output : Pmax & optimum operating Volt : Vop optimum operating Current : Iop 最大出力	(reference) 38mW Vop=5.9V Iop=6.4mA at 50kLx SS
	(reference) 80mW Vop=5.9V Iop=13.6mA at AM-1.5 100mW/cm <sup>2</sup>
2.5 Working temperature range : Topr 動作温度範囲	-10 to 60℃
2.6 Storage temperature range : Tstg 保存温度範囲	-20 to 70℃

SS: Solar Simulator

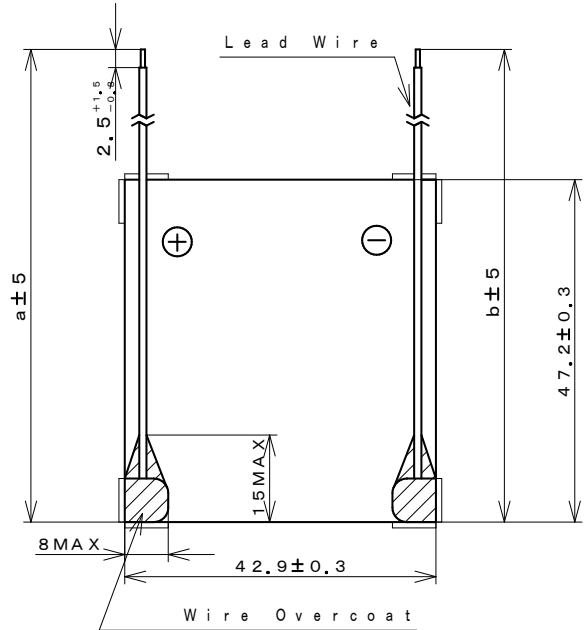
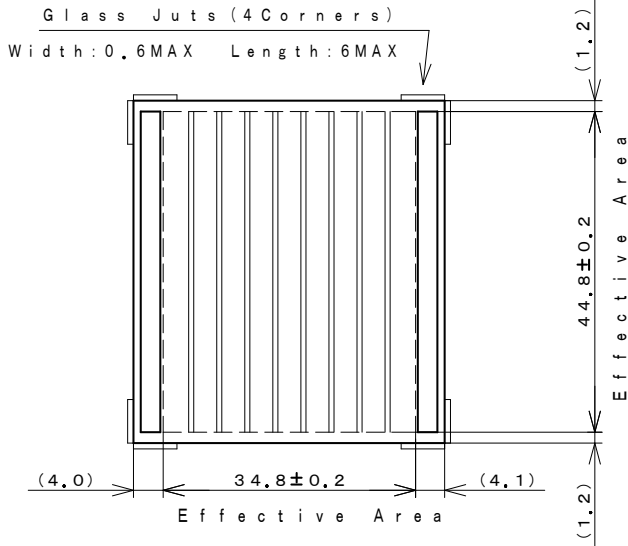
アモルファスシリコン太陽電池 仕様

Model : AM-5912CAR-T

1. Outside dimensions 外形寸法

Light Receiving Side (受光面)

Overcoat Side (オーバーコート面)



(dimension : mm)

Lead Wires : AWG28	
a : 71	b : 71

Note

Glass Substrate Thickness (ガラス基板厚) : 1.6mm ± 0.2

Module Thickness (モジュール厚) : 2.0mm MAX

Wire-Overcoat Thickness : 3.1mm MAX (including Module)

(リード線補正コート厚)

2. Rated Specifications (at 25°C)

Item	Specifications (Initial)		
2.1 Open circuit voltage : Voc 開放電圧	Typical	7.7V	at 50kLx SS
2.2 Short circuit Current : Isc 短絡電流	Typical	7.5mA	at 50kLx SS
2.3 Operating Voltage & Operating Current : Vope-Iope 動作特性	Minimum	4.5V - 5.3mA	at 50kLx SS
	Typical	5.0V - 7.0mA	at 50kLx SS
	Typical	5.0V - 15.3mA	at AM-1.5 100mW/cm <sup>2</sup>
2.4 Maximum output : Pmax & optimum operating Volt : Vop optimum operating Current : Iop 最大出力	(reference)	38mW	Vop=5.9V Iop=6.4mA at 50kLx SS
	(reference)	80mW	Vop=5.9V Iop=13.6mA at AM-1.5 100mW/cm <sup>2</sup>
2.5 Working temperature range : Topr 動作温度範囲	-10 to 60°C		
2.6 Storage temperature range : Tstg 保存温度範囲	-20 to 70°C		

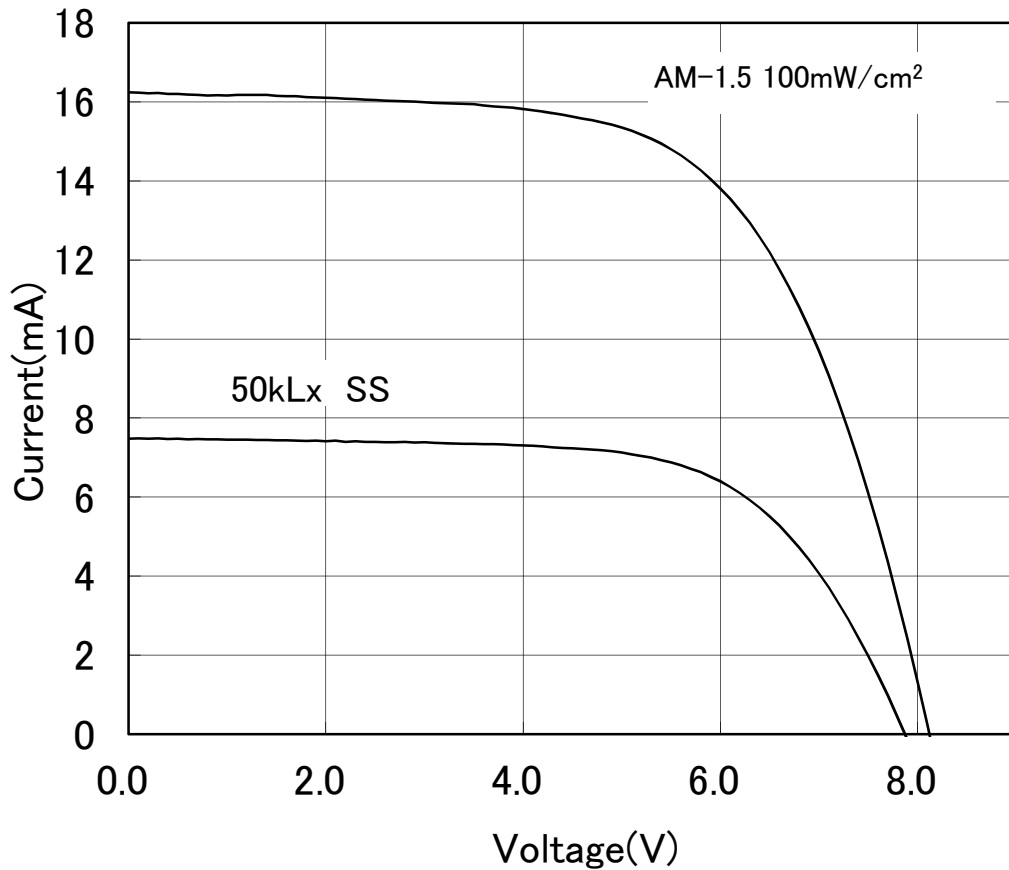
# I - V Characteristics

REFERENCE

1. Model : AM-5912

2. Outside Dimension : 42.9mm × 47.2mm

SS: Solar Simulator



\*このデータは標準的な出力特性を示すものであり、特性を保証するものではありません。

\*The data are meant to show standard electric characteristics only , not intended to guarantee the characteristics.

Panasonic Solar Amorton Co.,Ltd.

2019/7/2

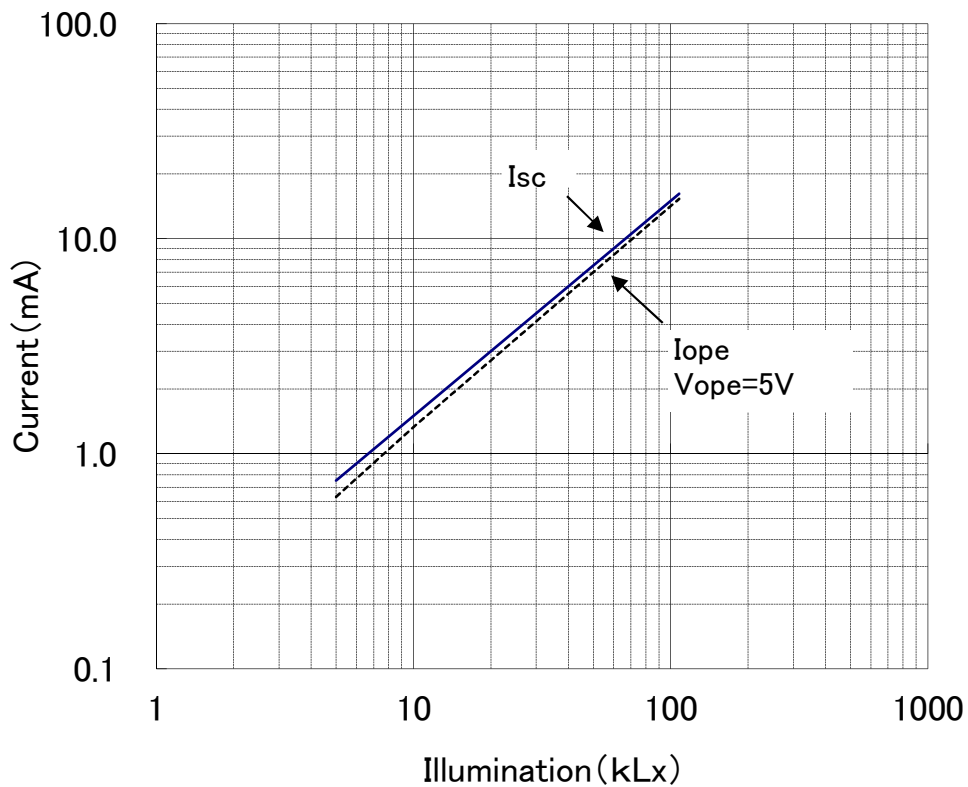
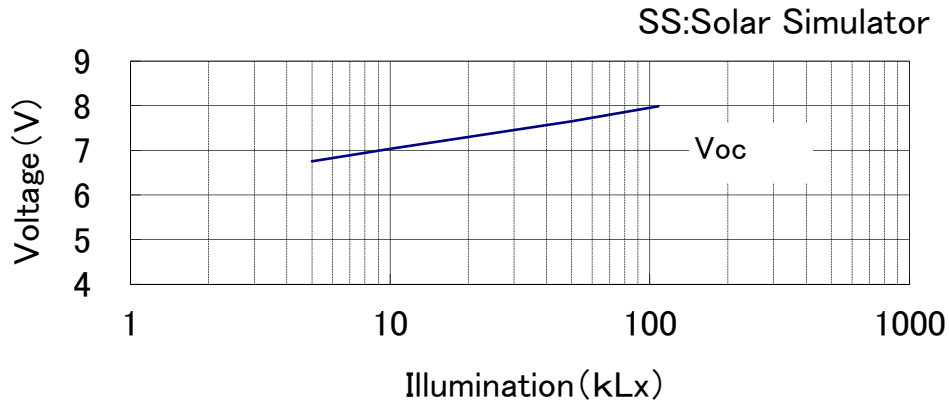
# 出力の照度依存特性

REFERENCE

Dependence of Output on Illumination

1.Model : AM-5912

2.Outside Dimension : 42.9mm × 47.2mm



\*このデータは標準的な出力特性を示すものであり、特性を保証するものではありません。

\*The data are meant to show standard electric characteristics only , not intended to guarantee the characteristics.

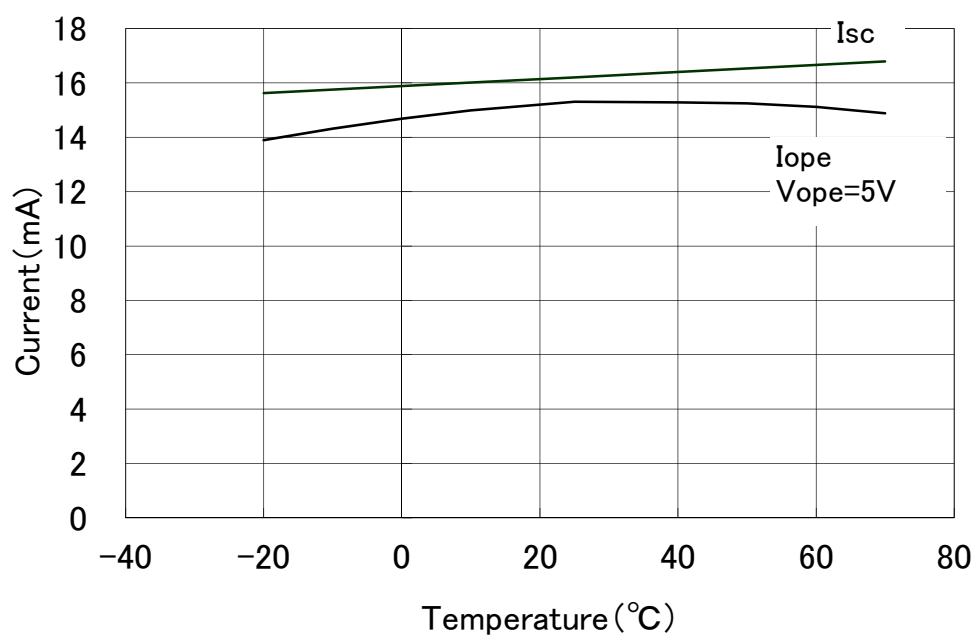
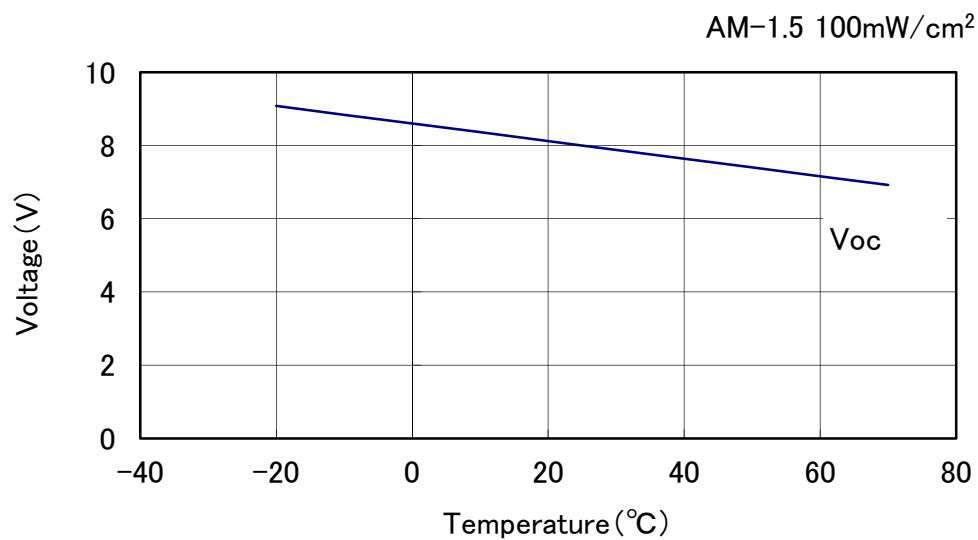
# 出力の温度依存特性

REFERENCE

Dependence of Output on Temperature

1.Model : AM-5912

2.Outside Dimension : 42.9mm × 47.2mm



\*このデータは標準的な出力特性を示すものであり、特性を保証するものではありません。

\*The data are meant to show standard electric characteristics only , not intended to guarantee the characteristics.