

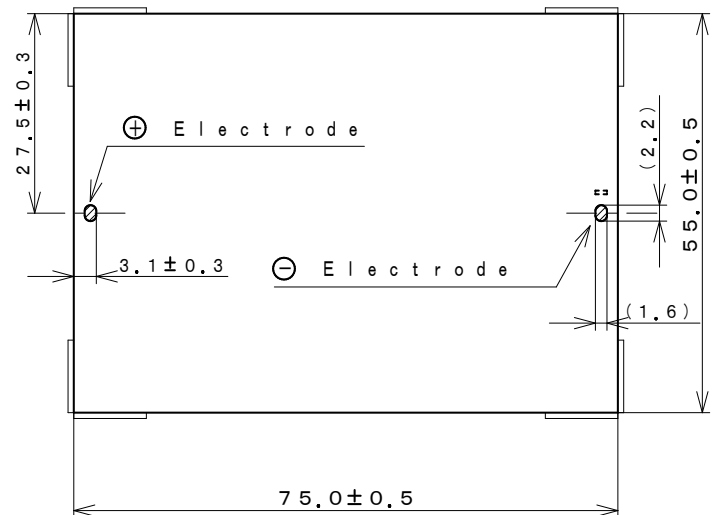
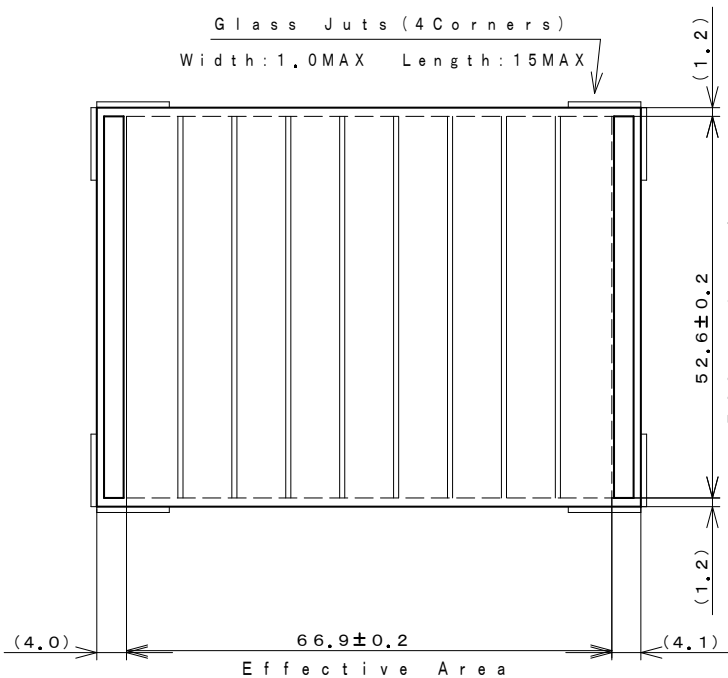
## アモルファスシリコン太陽電池 仕様

Model : AM-5907C-T

## 1. Outside dimensions 外形寸法

Light Receiving Side (受光面)

Overcoat Side (オーバーコート面)



(dimension : mm)

## Note

Glass Substrate Thickness (ガラス基板厚) :  $1.6\text{mm} \pm 0.2$   
 Module Thickness (モジュール厚) :  $2.0\text{mmMAX}$   
 Accepts normal soldering for bending  
 (一般の半田を使用してリード線付けが可能です。)

## 2. Rated Specifications (at 25℃)

Item	Specifications (Initial)
2.1 Open circuit voltage : Voc 開放電圧	Typical 7.7V at 50kLx SS
2.2 Short circuit Current : Isc 短絡電流	Typical 22.3mA at 50kLx SS
2.3 Operating Voltage & Operating Current : Vope-Iope 動作特性	Minimum 4.5V -15.6mA at 50kLx SS
	Typical 5.0V -20.6mA at 50kLx SS
	Typical 5.0V -45.7mA at AM-1.5 100mW/cm <sup>2</sup>
2.4 Maximum output : Pmax & optimum operating Volt : Vop optimum operating Current : Iop 最大出力	(reference) 114mW Vop = 5.9V Iop = 19.3mA at 50kLx SS
	(reference) 241mW Vop = 5.9V Iop = 40.8mA at AM-1.5 100mW/cm <sup>2</sup>
2.5 Working temperature range : Topr 動作温度範囲	-10 to 60℃
2.6 Storage temperature range : Tstg 保存温度範囲	-20 to 70℃

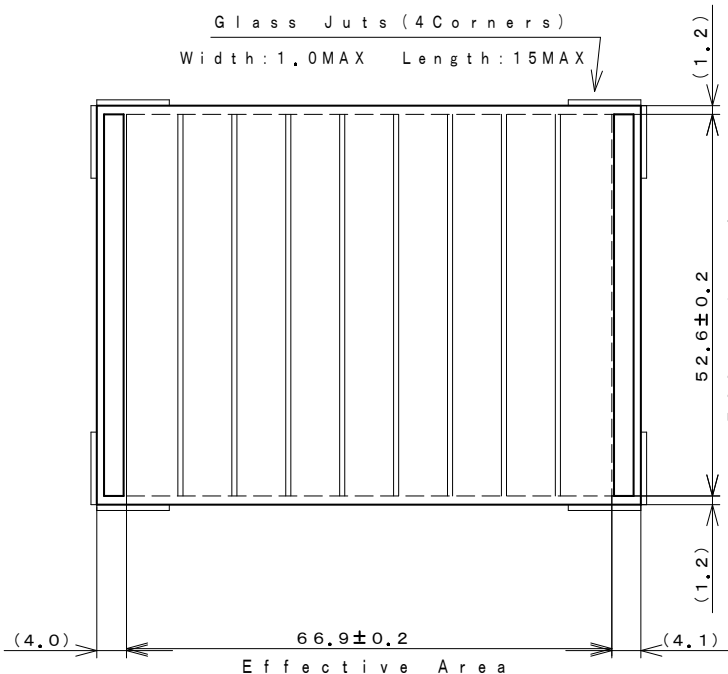
SS: Solar Simulator

アモルファスシリコン太陽電池 仕様

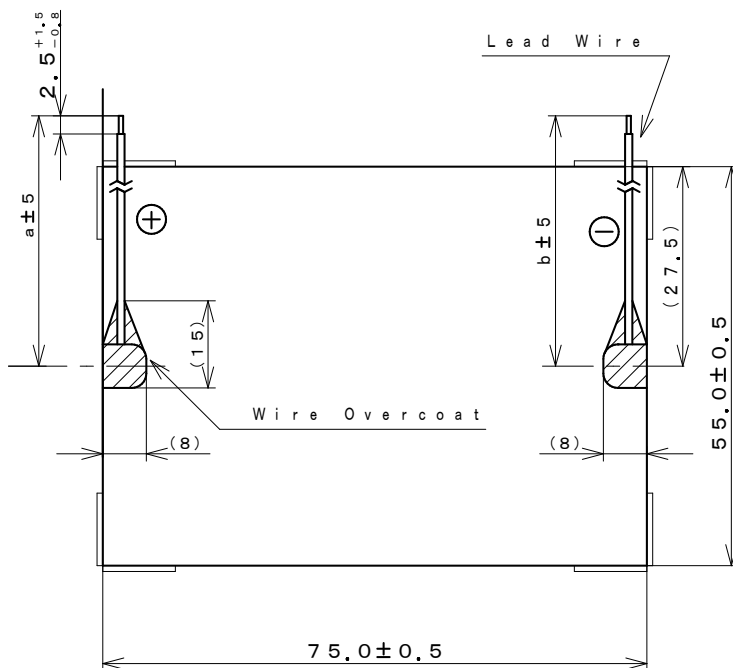
Model : AM-5907CAR-T

1. Outside dimensions 外形寸法

Light Receiving Side (受光面)



Overcoat Side (オーハコート面)



(dimension : mm)

Lead Wires : AWG28	
a : 80	b : 80

Note

Glass Substrate Thickness (ガラス基板厚) : 1.6mm ± 0.2  
 Module Thickness (モジュール厚) : 2.0mm MAX  
 Wire-Overcoat Thickness : 3.1mm MAX (including Module)  
 (リード線補正コート厚)

2. Rated Specifications (at 25℃)

Item	Specifications (Initial)
2.1 Open circuit voltage : Voc 開放電圧	Typical 7.7V at 50kLx SS
2.2 Short circuit Current : Isc 短絡電流	Typical 22.3mA at 50kLx SS
2.3 Operating Voltage & Operating Current : Vope-Iope 動作特性	Minimum 4.5V -15.6mA at 50kLx SS
	Typical 5.0V -20.6mA at 50kLx SS
	Typical 5.0V -45.7mA at AM-1.5 100mW/cm <sup>2</sup>
2.4 Maximum output : Pmax & optimum operating Volt : Vop optimum operating Current : Iop 最大出力	(reference) 114mW Vop = 5.9V Iop = 19.3mA at 50kLx SS
	(reference) 241mW Vop = 5.9V Iop = 40.8mA at AM-1.5 100mW/cm <sup>2</sup>
2.5 Working temperature range : Topr 動作温度範囲	-10 to 60℃
2.6 Storage temperature range : Tstg 保存温度範囲	-20 to 70℃

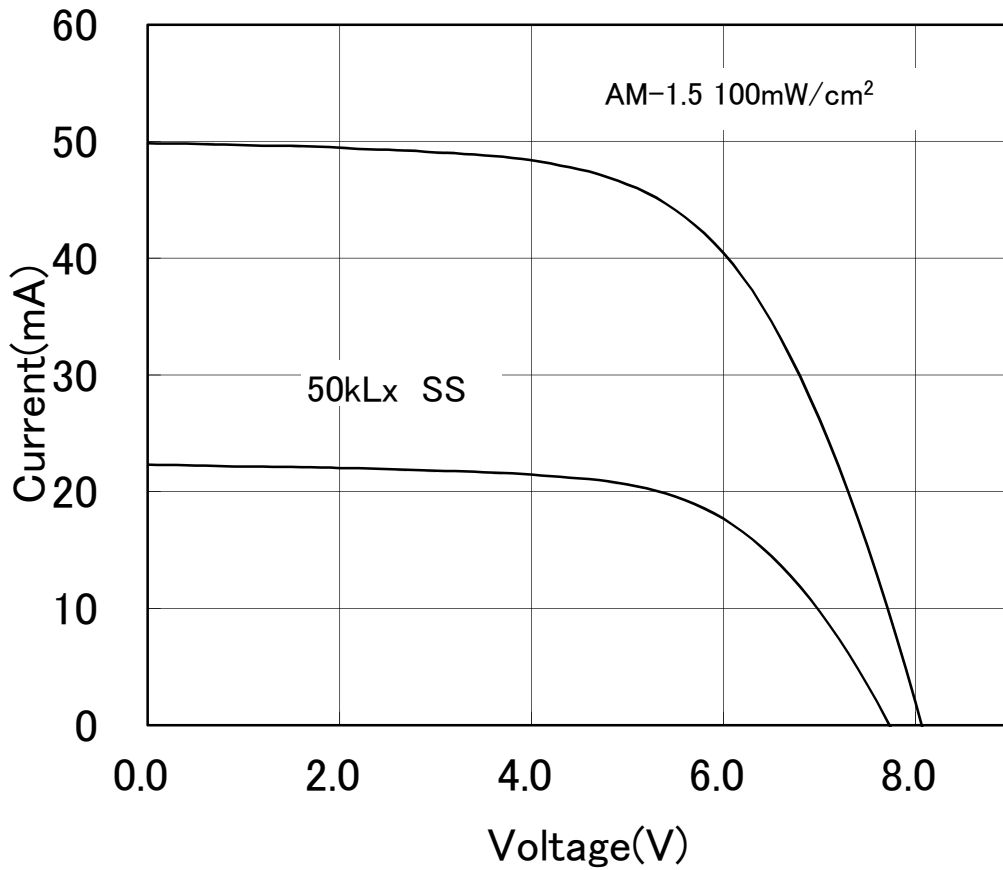
# I - V Characteristics

REFERENCE

1.Model : AM-5907

2.Outside Dimension : 75.0mm × 55.0mm

SS:Solar Simulator



\*このデータは標準的な出力特性を示すものであり、特性を保証するものではありません。

\*The data are meant to show standard electric characteristics only , not intended to guarantee the characteristics.

Panasonic Solar Amorton Co.,Ltd.

2019/7/4

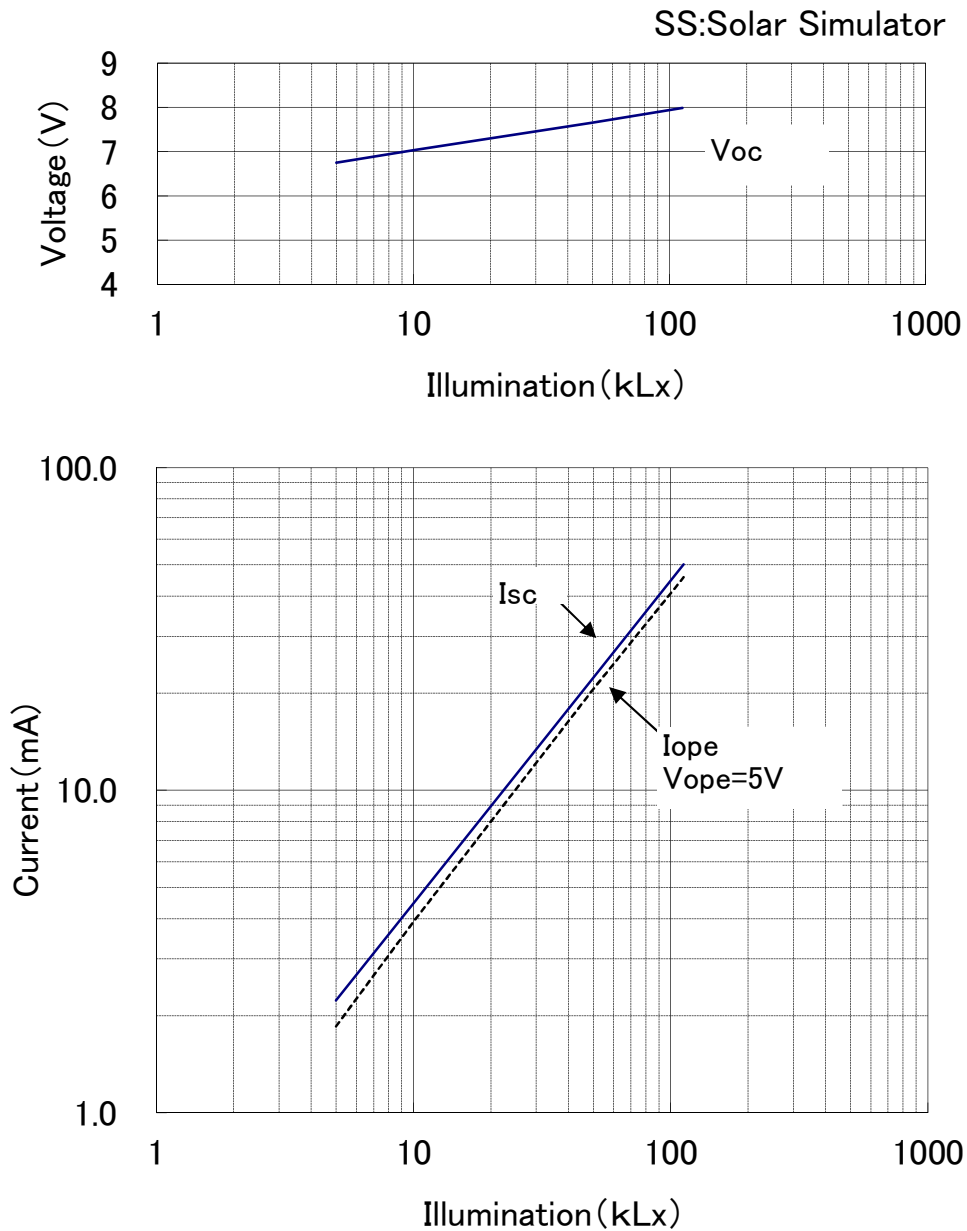
# 出力の照度依存特性

REFERENCE

Dependence of Output on Illumination

1.Model : AM-5907

2.Outside Dimension : 75.0mm × 55.0mm



\*このデータは標準的な出力特性を示すものであり、特性を保証するものではありません。

\*The data are meant to show standard electric characteristics only , not intended to guarantee the characteristics.

Panasonic Solar Amorton Co.,Ltd.

2019/7/4

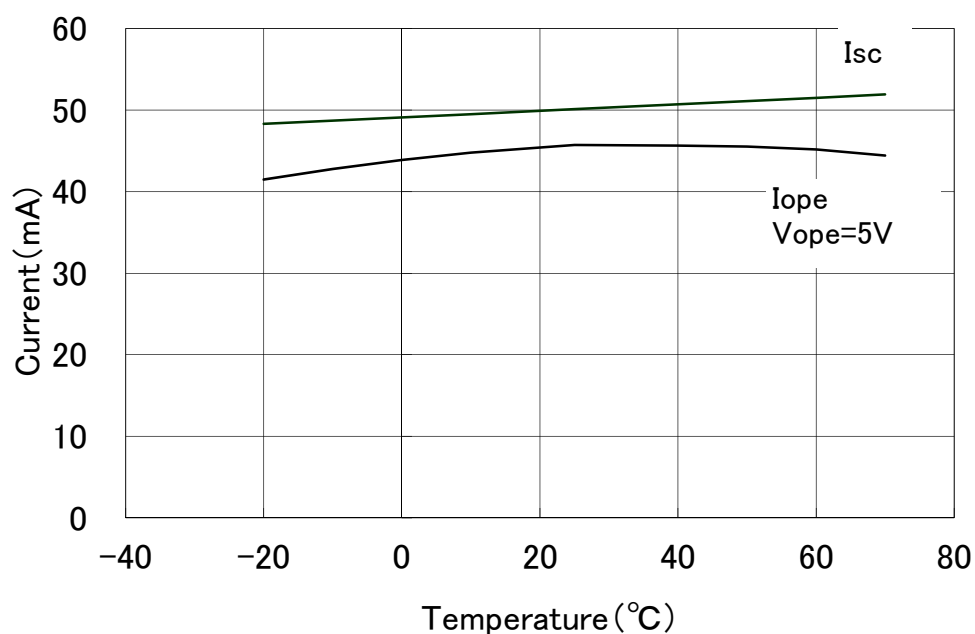
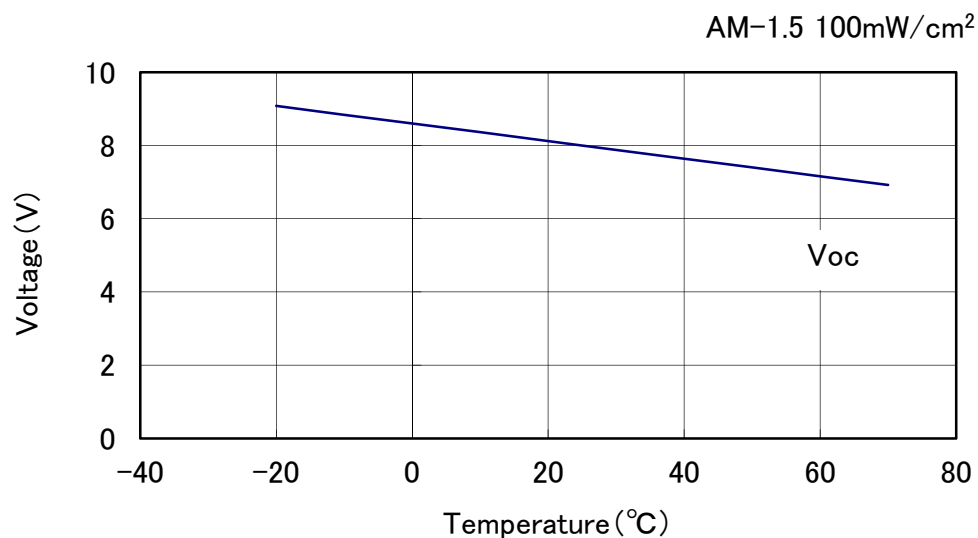
# 出力の温度依存特性

REFERENCE

Dependence of Output on Temperature

1.Model : AM-5907

2.Outside Dimension : 75.0mm × 55.0mm



\*このデータは標準的な出力特性を示すものであり、特性を保証するものではありません。

\*The data are meant to show standard electric characteristics only , not intended to guarantee the characteristics.

Panasonic Solar Amorton Co.,Ltd.

2019/7/4