

# Switch-M12eGLPWR+

(PN28128)

**Port side**  
Lightning Surge **10kV**  
Tolerance

**50°C Capable**

Suitable with Network Camera  
and Wireless AP!

- IEEE802.3at (30W/Port)
- All Giga + 2 SFP Slot



SFP

Max.  
Power Supply  
**185w**

## Robust Lightning Surge Tolerance



Tolerance of AC line and each port is 10kV.

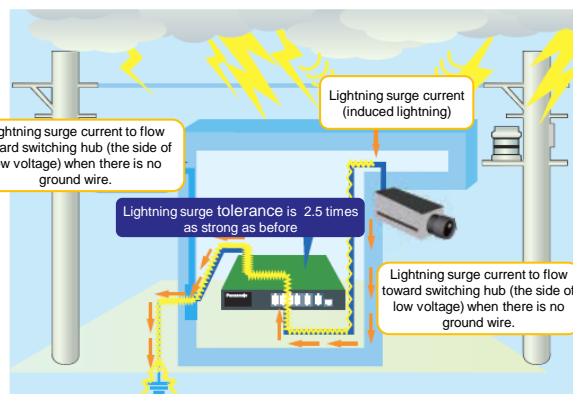
① AC line  
**Level X**  
**10kV**

② Each port  
**Special**  
**Each port**  
**10kV**

**Port side**

IEC61000-4-5 試験レベル	水準値
Level 4	4kV
Level 3	2kV
Level 2	1kV
Level 1	0.5kV

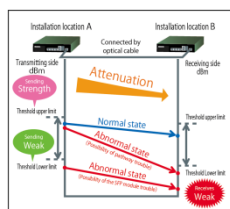
SPD (Surge Protector Device) equipped in all port.  
Bypass the Induced lightning surge through twisted-pair cable to the ground.  
Because of this technology, lightning surge tolerance has been strengthened by 250% from conventional 4kV to 10kV.



Notice:  
 • It does not mean that we guarantee the product is immune to malfunction.  
 • Strongly recommend to install lightning arresters on power unit, port side of switch and port side of power receiving unit.  
 • Repair fee due to lightning strike will be applicable even though the products is under warranty period.

## Optical Port Monitoring (DDM)

You can immediately check the status of SFP module remotely by using network connection without special device such as optical power meter. Connection issue can be diagnosed **remotely**.



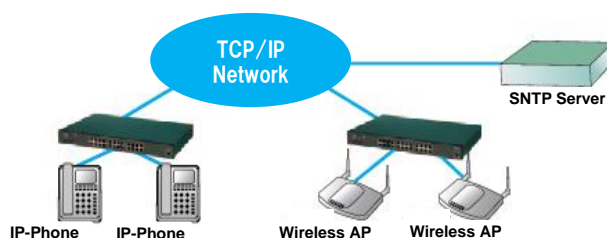
Prevent on site physical verification

No need of optical power meter



## PoE Scheduler Function

PoE scheduler function allows user to define the period of individual port's power supply to connected device. This function also assists on preventing fraud use and power consumption on PoE devices such as IP-phone and wireless AP. User can program (month, week, day, specified day) to automatically turn off and on the power.



### 1. All port Gigabit Ethernet Capable

All ports provides Gigabit Ethernet connectivity  
Small Form-Factor Pluggable (SFP) uplinks  
(UTP and SFP ports are exclusive use only)

### 2. 802.3at Power over Ethernet Plus (PoE+)

PoE+ support for up to 30W per port  
This series support both PoE and PoE+ that incorporate high-speed wireless access point.

### 3. Loop Detect/Shutdown

#### & Loop History Function (simple ver.)

- Capable of detecting loop failure even when bridged in multiple switches.
  - Automatic port shutdown and front panel LED notification.
  - Loop History Function (simple ver.)
- It provides information with Loop History LED which shows whether loop failure happened in the last three days.

### 4. Up to 50°C Operating Temperature

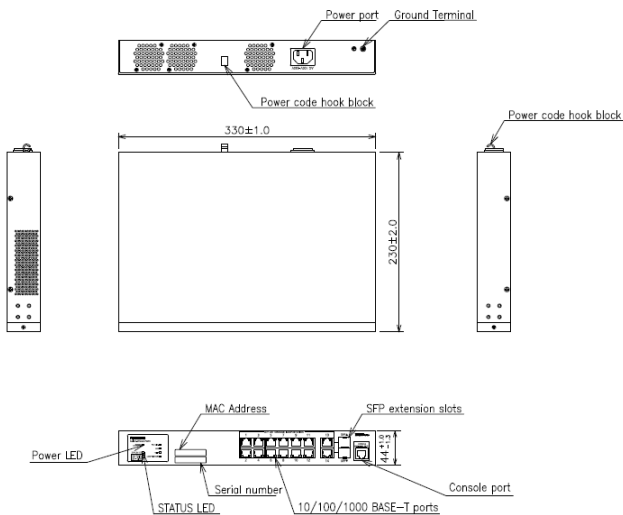
Supports 50 degree Celsius operating temperature

### 5. Pursue Lower Energy-Consumption

- Automatically turn off port power when the port has been unplugged.
- It also supports 802.3az(LPI) that reduce power consumption during the periods of low data activity.
- PoE Schedule Function  
Capable of scheduling power supply to end devices.
- Automatically turn off power supply during the period of no data activity.

### 6. Others

Fan Sensor/ Temp. Sensor/ VLAN/ QoS/ IEEE802.1X/  
IGMP Snooping/ Link Aggregation/ Redundant Ring Protocol/ STP/ RSTP



Product Name	Switch-M12eGLPWR+	
Product Number	PN28128	
Port Expansion Module Slot	10/100/1000BASE-T	14 ports
	SFP (Combo)	2 slots
PoE Port	12 ports (IEEE802.3at)	
Cascade Connection	All UTP ports are MDI/MDI-X	
Switching Method	Store and Forward	
Auto Negotiation	○ (It is possible to set transmission mode)	
Mac Address Table	8K/Unit	
Packet Buffer	512KB/Unit	
Loop Prevention	Loop prevention, Loop Detection/Shutdown/History	
Link Aggregation	○	
Security	IEEE802.1x (port base)	
QoS	IEEE802.1p, Scheduling : PQ/WRR	
VLAN	IEEE802.1Q TagVLAN(256 Groups), Port Security Group Setting Function	
Spanning Tree	IEEE802.1D, IEEE802.1w	
Multicast	IGMP Snooping	
Ring Protocol	○	
PoE Schedule	○	
Management	SNMP v1/ v2c, RMON, SSHv2, Telnet Server, Web Server	
Power Supply	AC100-240V 50/60Hz	
Max Power Supplying Ability	Per Port	30W
	Whole Device	185W
Operating Environment	Temperature : 0°C~40°C, Humidity : 20~80%	
Storage Environment	Temperature : -20°C~70°C, Humidity : 10~90%	
Size (mm)	H44 × W330 × D250	
Accessories	Manual, CD-ROM, Power Code, Rubber Foot, Rack Mount Kit	

## eGLPWR+ Series

<b>Switch-M5eGLPWR+</b>	<b>Switch-M8eGLPWR+</b>	<b>Switch-M12eGLPWR+</b>	<b>Switch-M16eGLPWR+</b>	<b>Switch-M24eGLPWR+</b>
PN28058	PN28088	PN28128	PN28168	PN28248
Max. Power Supply 62W	Max. Power Supply 124W	Max. Power Supply 185W	Max. Power Supply 185W	Max. Power Supply 185W

Website <http://panasonic.co.jp/es/pesnw/english/index.html>

# Panasonic Eco Solution Networks Co., Ltd.

2016.6.21