

Switch-M8eGLPWR+

(PN28088)

Port side
Lightning Surge **10kV**
Tolerance

50°C Capable

Suitable with Network Camera
and Wireless AP!

- IEEE802.3at (30W/Port)
- All Giga + 2 SFP Slot



SFP

Max.
Power Supply
124w

Robust Lightning Surge Tolerance

10kV

Tolerance of AC line and each port is 10kV.

① AC line
**Level X
10kV**

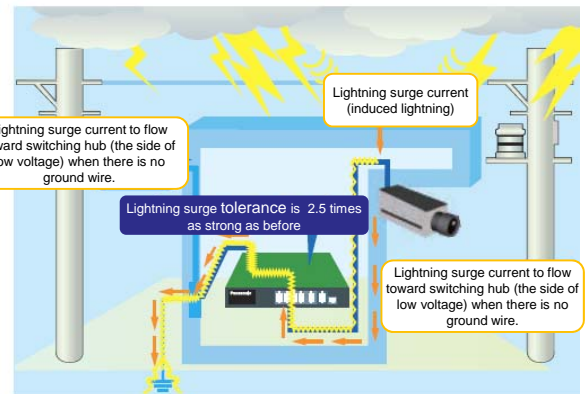
② Each port
**Special
Each port
10kV**

Port side

| 試験レベル | 水準値 |
|---------|-------|
| Level 4 | 4kV |
| Level 3 | 2kV |
| Level 2 | 1kV |
| Level 1 | 0.5kV |

IEC61000-4-5

SPD (Surge Protector Device) equipped in all port. Bypass the Induced lightning surge through twisted-pair cable to the ground. Because of this technology, lightning surge tolerance has been strengthened by 250% from conventional 4kV to 10kV.

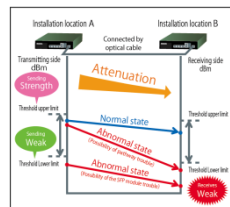


Notice:

- It does not mean that we guarantee the product is immune to malfunction.
- Strongly recommend to install lightning arresters on power unit, port side of switch and port side of power receiving unit.
- Repair fee due to lightning strike will be applicable even though the products is under warranty period.

Optical Port Monitoring (DDM)

You can immediately check the status of SFP module remotely by using network connection without special device such as optical power meter. Connection issue can be diagnosed **remotely**.



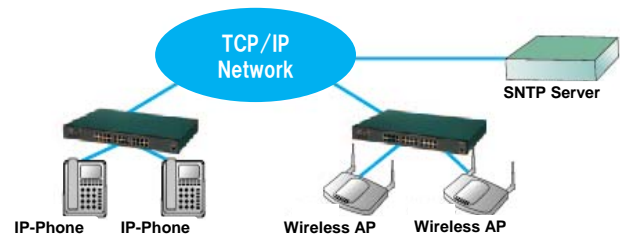
Prevent on
site physical
verification

No need of
optical
power meter



PoE Scheduler Function

PoE scheduler function allows user to define the period of individual port's power supply to connected device. This function also assists on preventing fraud use and power consumption on PoE devices such as IP-phone and wireless AP. User can program (month, week, day, specified day) to automatically turn off and on the power.



1. All port Gigabit Ethernet Capable

All ports provides Gigabit Ethernet connectivity
Small Form-Factor Pluggable (SFP) uplinks
(UTP and SFP ports are exclusive use only)

2. 802.3at Power over Ethernet Plus (PoE+)

PoE+ support for up to 30W per port
This series support both PoE and PoE+ that incorporate high-speed wireless access point.

3. Loop Detect/Shutdown & Loop History Function (simple ver.)

- Capable of detecting loop failure even when bridged in multiple switches.
- Automatic port shutdown and front panel LED notification.
- Loop History Function (simple ver.)
It provides information with Loop History LED which shows whether loop failure happened in the last three days.

4. Up to 50°C Operating Temperature

Supports 50 degree Celsius operating temperature

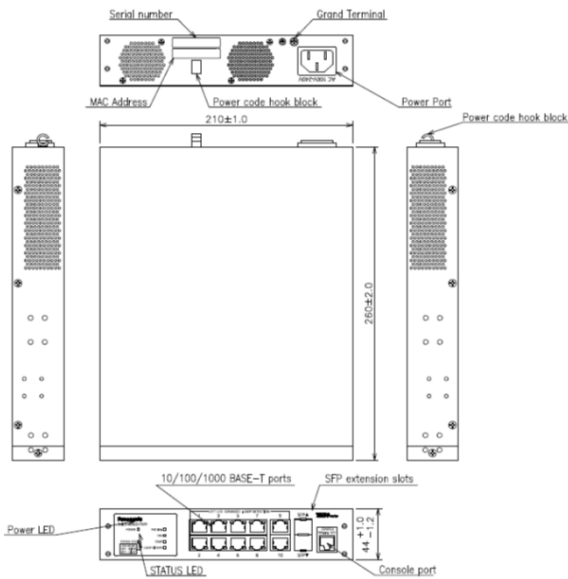
5. Pursue Lower Energy-Consumption

- Automatically turn off port power when the port has been unplugged.
- It also supports 802.3az(LPI) that reduce power consumption during the periods of low data activity.
- PoE Schedule Function
Capable of scheduling power supply to end devices.
- Automatically turn off power supply during the period of no date activity.

6. Others

Fan Sensor/ Temp. Sensor/ VLAN/ QoS/ IEEE802.1X/
IGMP Snooping/ Link Aggregation/ Redundant Ring Protocol/ STP/ RSTP

Specification



| | | |
|-----------------------------|-------------------|--|
| Product Name | | Switch-M8eGLPWR+ |
| Product Number | | PN28088 |
| Port Expansion Module Slot | 10/100/1000BASE-T | 10 ports |
| | SFP (Combo) | 2 slots |
| PoE Port | | 8 ports (IEEE802.3at) |
| Cascade Connection | | All UTP ports are MDI/MDI-X |
| Switching Method | | Store and Forward |
| Auto Negotiation | | ○ (It is possible to set transmission mode) |
| Mac Address Table | | 8K/Unit |
| Paclet Buffer | | 512KB/Unit |
| Loop Prevention | | Loop prevention, Loop Detection/Shutdown/History |
| Link Aggregation | | ○ |
| Security | | IEEE802.1x (port base) |
| QoS | | IEEE802.1p, Scheduling : PQ/WRR |
| VLAN | | IEEE802.1Q TagVLAN(256 Groups), Port Security Group Setting Function |
| Spanning Tree | | IEEE802.1D, IEEE802.1w |
| Multicast | | IGMP Snooping |
| Ring Protocol | | ○ |
| PoE Schedule | | ○ |
| Management | | SNMP v1/ v2c, RMON, SSHv2, Telnet Server, Web Server |
| Power Supply | | AC100-240V 50/60Hz |
| Max Power Supplying Ability | Per Port | 30W |
| | Whole Device | 124W |
| Operating Environment | | Temperature : 0°C~40°C, Humidity : 20~80% |
| Storage Environment | | Temperature : -20°C~70°C, Humidity : 10~90% |
| Size (mm) | | H44 × W210 × D280 |
| Accessories | | Manual, CD-ROM, Power Code, Rubber Foot, Rack Mount Kit |

eGLPWR+ Series

| | | | | |
|-------------------------|-------------------------|--------------------------|--------------------------|--------------------------|
| | | | | |
| Switch-M5eGLPWR+ | Switch-M8eGLPWR+ | Switch-M12eGLPWR+ | Switch-M16eGLPWR+ | Switch-M24eGLPWR+ |
| PN28058 | PN28088 | PN28128 | PN28168 | PN28248 |
| Max. Power Supply 62W | Max. Power Supply 124W | Max. Power Supply 185W | Max. Power Supply 185W | Max. Power Supply 185W |

Website <http://panasonic.co.jp/es/pesnw/english/index.html>

Panasonic Eco Solution Networks Co., Ltd.

2016.11.11