

| | | | | | | |
|-----------------------------|---|--------------------------|---------------------|---|---------------------------------|--------|
| Address | 285 Jalan Ahmad Ibrahim Singapore 639931 | | |  | | |
| Lot area | 25176m ² | Total floor area | 24970m ² | | | |
| Establishment day | 1978/12 | Employees | 337persons | | | |
| ISO14001 certification date | 1997/12 | ISO14001 renewed | 2007/12 | | | |
| Major Products | AI machines, SMT machines, RSD FA sales & services, Parts Making, CIM systems & softwares | | | | | |
| Information disclosure | 1items | visitors on factory tour | 20persons | | collaboration with municipality | 1items |
| Contact | Corporate Management Centre | | TEL: | | 65-68616655 | |

Message from Compliance Administrator

In line with the company's overall mission to streamline all major activities for development, manufacturing, sales and services within Asia and the Pacific regions, Panasonic Factory Solutions Singapore is now known as Panasonic Factory Solutions Asia Pacific Pte. Ltd. (PFSAP) with effect from April 2008. Committed by its corporate environmental policy, PFSAP aims to firstly ensure that its on-going business activities, products and services comply with the existing environmental legislation and regulations, as well as the requirements of its headquarters in Japan. Secondly, PFSAP will also strive to establish and achieve its environmental objectives and targets set with the intention to enhance its environmental performance for continuous improvements. With global warming becoming increasingly significant in today's context of fast-moving industrialization, PFSAP will continue to pursue and make consistent effort to reduce CO2 emissions and prevent global warming. PFSAP has been certified to ISO14001 since 1997 and implemented suppliers' auditing in 2005 as part of green procurement activity.



Compliance Administrators

Osamu Nakamura

Main activities in FY2008

| Target | Result |
|--|---|
| To achieve energy conservation rate of 3.5% vs. FY2007 (LY) (energy saved in FY2008 / total) | Overall energy conservation rate achieved by PFSAP = 5.2% (Total energy consumption for FY2008 = 6,370,000 kWh) |
| To achieve water reduction rate of 2.5% vs. FY2007 (LY) (water saved in FY2008 / total water used in FY2007 x | Overall water reduction rate achieved by PFSAP = 4.9% (Total water consumption for FY2008 = 22,317 cu.m) |
| To achieve waste reduction rate of 2.0% vs. FY2007 (LY) (waste reduced in FY2008 / total waste amt in FY2007 x | Overall waste reduction rate achieved by PFSAP = 24.4% (Total waste generation for FY2008 = 219 ton) |

Products of Environmentally-conscious information

Single-Common Platform for Auto Insertion (AI) Machines



A (Axial)



J (Jumper)



R (Radial)



Green Product Development in FY2008: Single-Common Platform

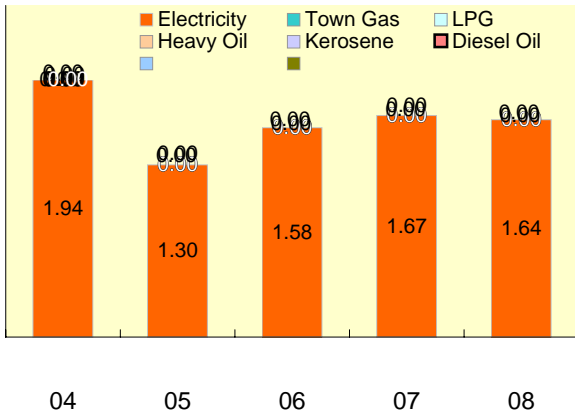
After achieving the AVK3 (NM-AA30) as a milestone in Green Product (GP) development in FY2007, PFSAP has created another significant development in green product under the R&D project by introducing a single-common platform for all auto insertion machines (axial, jumper and radial models) in FY2008. The first new AI model machine, AV131 (common platform) was ex-factory on 26 March 2008. Environmental benefits of having a common machine platform will help to optimize material resources and thereby reduces material wastage in the form of standardization.

-> link to a product information web-site.

Environmental performance displayed in

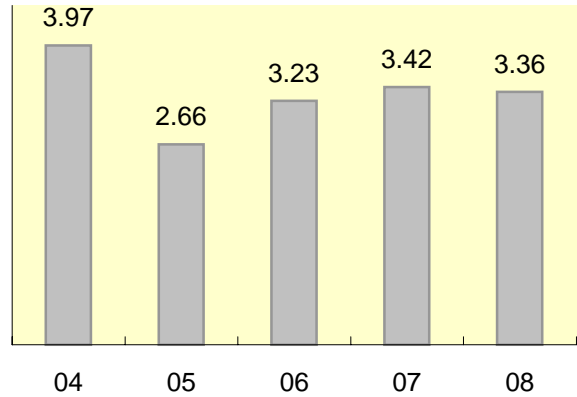
Energy

Unit: 1000kWh



CO2 Emission

Unit: 1000t-CO2



Natural Energy

FY2008

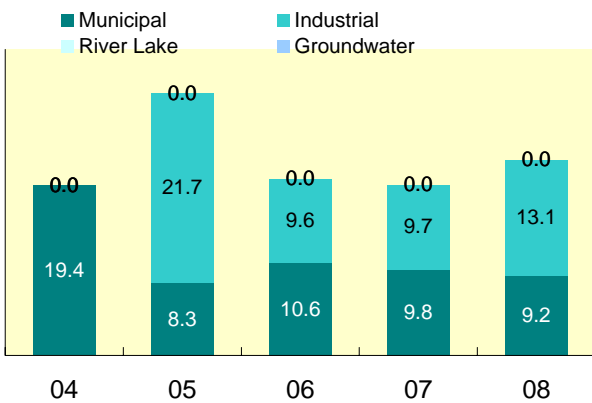


Calculation standards

Calculation was based on Environmental Reporting Guidelines issued by Japan's Ministry of the Environment. The CO2 emission factor used was the coefficient given by the Ministry of Environment. The electricity factor in the Review was the coefficient given The Federation of Electric Power Companies Japan had adopted. The factors used for calculation were 0.378kgCO2/kWh for FY'00, 0.379kgCO2/kWh

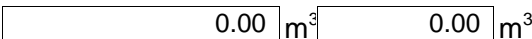
Water

Unit: 1000m³



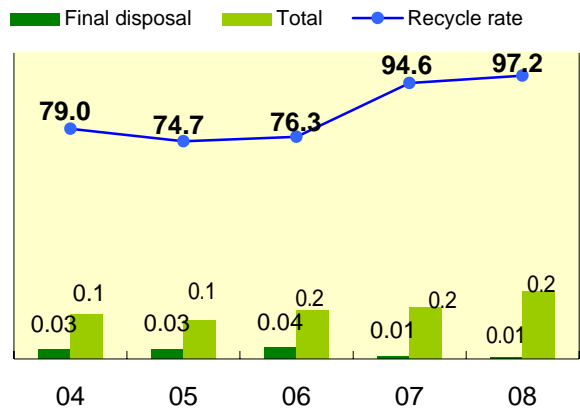
Circulated water

Rain-water FY2008



Waste

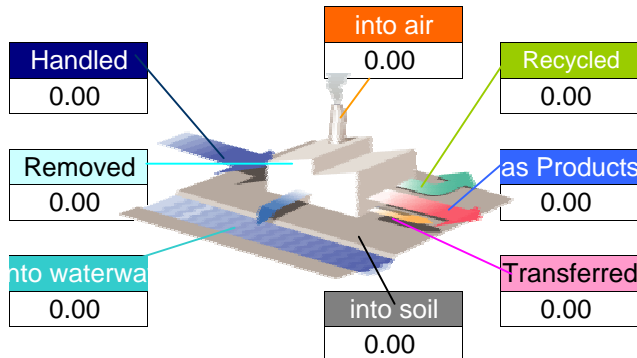
Unit: 1000t, %



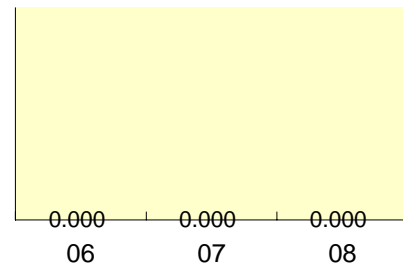
Chemical substances

08

Material balance of controlled substances FY2008



Key target reduction substances



About The Panasonic Group's Chemical Substances Management in Factories

http://panasonic.net/eco/factory/chemical_substance/

About the above data

Compliance

FY2008

<Air pollutant measurement results>

| | Unit | Facility name | Legal limit | Voluntary limit | Average measured | Maximum measured | Measuring frequency |
|-------------|--------------------|----------------|-------------|-----------------|------------------|------------------|---------------------|
| SOx | Nm ³ /h | NA | 0.00 | 0.00 | 0.00 | 0.00 | NA |
| | | NA | 0.00 | 0.00 | 0.00 | 0.00 | NA |
| | | NA | 0.00 | 0.00 | 0.00 | 0.00 | NA |
| NOx | ppm | NA | 0.00 | 0.00 | 0.00 | 0.00 | NA |
| | | NA | 0.00 | 0.00 | 0.00 | 0.00 | NA |
| | | NA | 0.00 | 0.00 | 0.00 | 0.00 | NA |
| Particulate | g/Nm ³ | Precision Room | 0.00 | 0.00 | 0.00 | 0.00 | Once every 3 years |
| | | Grinding Room | 0.00 | 0.00 | 0.00 | 0.00 | Once every 3 years |
| | | NA | 0.00 | 0.00 | 0.00 | 0.00 | NA |

<Water pollutant measurement results>

| | Unit | Facility name | Legal limit | Voluntary limit | Average measured | Maximum measured | Measuring frequency |
|------------|------|---------------------------|-------------|-----------------|------------------|------------------|---------------------|
| COD | mg/l | Final Wastewater Disposal | 0.00 | 0.00 | 0.00 | 0.00 | Once every 3 years |
| | | NA | 0.00 | 0.00 | 0.00 | 0.00 | NA |
| | | NA | 0.00 | 0.00 | 0.00 | 0.00 | NA |
| BOD | mg/l | Final Wastewater Disposal | 0.00 | 0.00 | 0.00 | 0.00 | Once every 3 years |
| | | NA | 0.00 | 0.00 | 0.00 | 0.00 | NA |
| | | NA | 0.00 | 0.00 | 0.00 | 0.00 | NA |
| Nitrogen | mg/l | NA | 0.00 | 0.00 | 0.00 | 0.00 | NA |
| | | NA | 0.00 | 0.00 | 0.00 | 0.00 | NA |
| | | NA | 0.00 | 0.00 | 0.00 | 0.00 | NA |
| Phosphorus | mg/l | NA | 0.00 | 0.00 | 0.00 | 0.00 | NA |
| | | NA | 0.00 | 0.00 | 0.00 | 0.00 | NA |
| | | NA | 0.00 | 0.00 | 0.00 | 0.00 | NA |

<Noise and vibration>

| | Unit | Measurement Area | Legal limit | Voluntary limit | Average measured | Maximum measured | Measuring frequency |
|-----------|------|----------------------|-------------|-----------------|------------------|------------------|---------------------|
| Noise | dB | DT Grinding, Milling | 0.00 | 0.00 | 0.00 | 0.00 | Once every 3 years |
| | | NT NA | 0.00 | 0.00 | 0.00 | 0.00 | NA |
| Vibration | dB | DT NA | 0.00 | 0.00 | 0.00 | 0.00 | NA |
| | | NT NA | 0.00 | 0.00 | 0.00 | 0.00 | NA |

*Legal limit: The strictest value out of those specified by laws, ordinances or agreements.

*N/A(not applicable):The meaning when the facility is exempted from the regulation.

About excess of legal limit value

There is no item to report.

Improvement of direction by government, or point outs by neighbor

| Occurrence situation | Countermeasure |
|-----------------------------|----------------|
| There is no item to report. | |
| | |
| | |

Environmental Policy

PFSAP Environmental Policy



We are aware of our responsibility as a one-stop JISSO solution provider. PFSSG is fully committed and pledged to promote environmental protection activities and awareness among employees involving them to continuously work towards implementing measures to improve the environmental performance.

In implementing this policy, we are committed to:

1. Ensure our activities, products and services comply with the environmental legislation and regulations and the requirements of Matsushita Electric Industrial Co, Ltd, Japan.
2. Establish and achieve our environmental objectives and targets.
3. Formulate and review environmental procedures to ensure effective support of the environmental management system.
4. Promote actively and ensure prudent use of materials such as oil, coolant and utilities so as to prevent pollution and minimise wastage.
5. Communicate our Environmental Policy to our employees, sub-contractors and suppliers and make it available to the public.

Dated: 1st April 2008

O. Nakamura
Managing Director
PFSAP


Environmental Awards for PFSAP



ISO 14001 Certification Award
by PSB TUV SUD, Singapore



Clean Factory Award
by Matsushita HQ, Japan



Water Efficient Building Award
by Public utilities Board,

Aiming to reduction of environmental impact



Intelligent controllers installed on site

Electronic Intelligent Controller (IC) for Air-Con Units

As part of a series of environmental efforts to reduce energy usage, the company has recognized the application of using Electronic Intelligent Controllers (IC) to control the operation of numerous air con water-cooled package units serving all areas in the company premises. So far PFSAP has installed 14 units in 2006 (phase 1) saving 142 ton of annual CO2 emission reduction and another 9 more units in 2007 (phase 2) saving 182 ton of annual CO2 emission reduction. More units will be installed next year in 2008 (phase 3). Reduction in energy consumption would minimize the environmental impact towards global warming.



Installing of self luminous exit

Self Luminous Type of Emergency Exit Lights

This is another environmental sustainable project to further minimize energy consumption by using self luminous emergency exit lights. In its phase 1 implementation in 2007, PFSAP has implemented a total of 164 units saving 12 ton of annual CO2 emission reduction. This would go a long way to help PFSAP not only to reduce environmental impact but also helps to save operating expenses for the company in the midst rising energy cost.

Environmental Communication



Reforestation Event 2007 by Panasonic Singapore

Organized by the Panasonic Singapore Environmental Management Committee (PSEMC) with support from National Parks Board, PFSAP participated together with 6 Singapore Panasonic companies for a reforestation activity at Mount Faber Park on 15th December 2007. As the PSEMC chairman, the MD of PFSAP delivered the opening speech for the event. The objective of the event was to promote environmental awareness and protection by planting 50 new sapling trees at the site. It was a rewarding experience for all participants to contribute back to the environment and nature. The event also included a nature appreciation walk escorted with tour guides and art drawing competition for children.



Quality-Environment-Safety (QES) Month Campaign 2007

In conjunction with the National Clean & Green Week the annual QES Month campaign for PFSAP was again organized in November 2007. The main purpose of the campaign was to promote the 3 important pillars of activity, namely quality, environment and safety. The whole campaign lasted for 1 month from 1st to 30th November 2007. Main promotional activities included climate change exhibits, on-line quiz, logo design contest and a special visit to Changi's weather station on 23 November 2007 to have a first-hand experience of understanding how the weather station operates. All company employees also received a QES towel as souvenir from the company for momento.

Emergency preparedness and response



Fire Emergency Exercises

2 company-wide fire emergency and evacuation exercises were conducted on 6th June 2007 and 11th January 2008 for all employees and guests who were present at the time of surprise activation. Headcounting process was performed and consolidated attendance was reported to the evacuation officers in-charge. The workplace safety & health officer took the opportunity to further disseminate the important points concerning fire evacuation event and conducted fire fighting training to employees on the proper technique of using fire extinguishers to fight fire.

