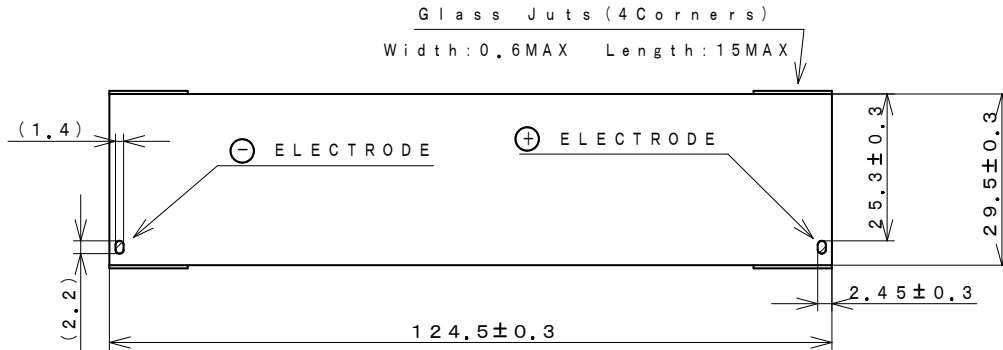


アモルファスシリコン太陽電池 仕様

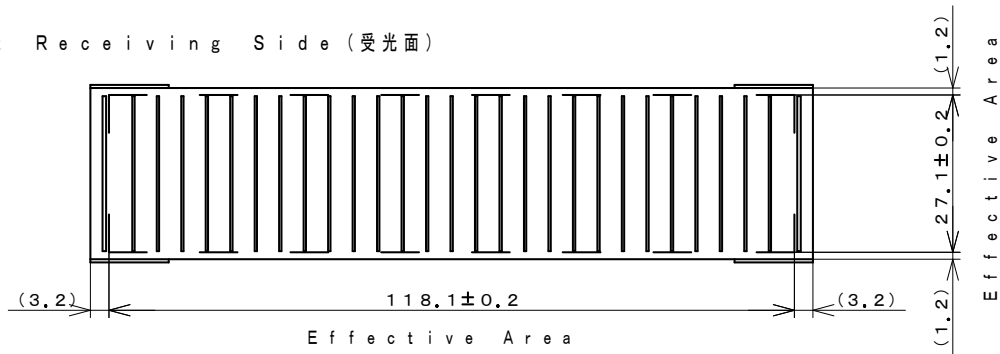
Model : AM-5S06C-T

1. Outside dimensions 外形寸法

Overcoat Side (オーバーコート面)



Light Receiving Side (受光面)



(dimension : mm)

Note

Glass Substrate Thickness (ガラス基板厚) : $1.6\text{mm} \pm 0.2$
 Module Thickness (モジュール厚) : 2.0mmMAX
 Accepts normal soldering for bending
 (一般の半田を使用してリード線付けが可能です。)

2. Rated Specifications (at 25°C)

Item	Specifications (Initial)
2.1 Open circuit voltage : V_{oc} 開放電圧	Typical 24.0V at 50kLx SS
2.2 Short circuit Current : I_{sc} 短絡電流	Typical 5.6mA at 50kLx SS
2.3 Operating Voltage & Operating Current : $V_{ope} - I_{ope}$ 動作特性	Minimum 15V - 3.8mA at 50kLx SS
	Typical 15.4V - 5.1mA at 50kLx SS
	Typical 15.4V - 11.4mA at AM-1.5 100mW/cm ²
2.4 Maximum output : P_{max} & optimum operating Volt : V_{op} optimum operating Current : I_{op} 最大出力	(reference) 89mW $V_{op}=18.4\text{V}$ $I_{op}=4.8\text{mA}$ at 50kLx SS
	(reference) 188mW $V_{op}=18.4\text{V}$ $I_{op}=10.2\text{mA}$ at AM-1.5 100mW/cm ²
2.5 Working temperature range : T_{opr} 動作温度範囲	-10 to 60°C
2.6 Storage temperature range : T_{stg} 保存温度範囲	-20 to 70°C

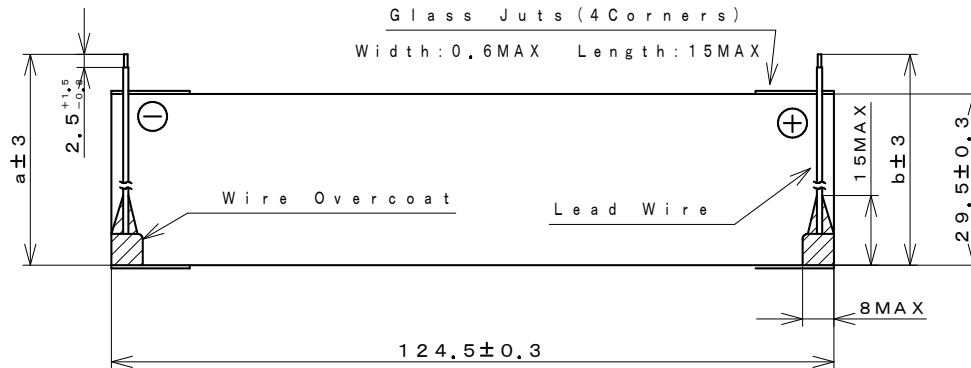
SS : Solar Simulator

アモルファスシリコン太陽電池 仕様

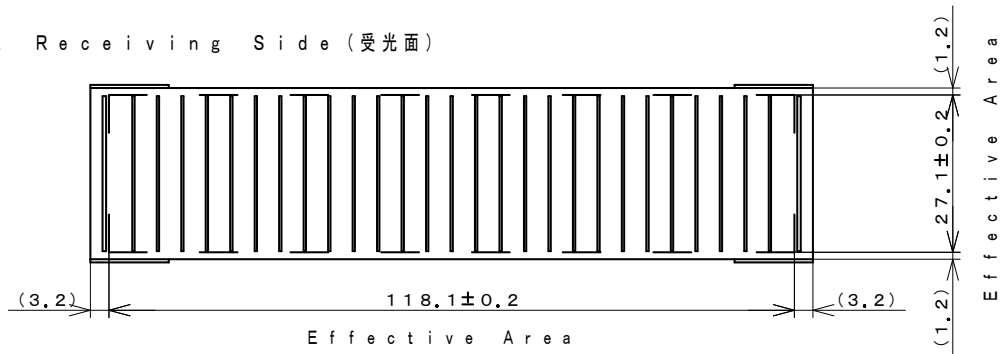
Model : AM-5S06CAR-T

1. Outside dimensions 外形寸法

Overcoat Side (オーバーコート面)



Light Receiving Side (受光面)



(dimension : mm)

Lead Wires : AWG30	
a : 101	b : 101

Note

Glass Substrate Thickness (ガラス基板厚) : 1.6mm ± 0.2

Module Thickness (モジュール厚) : 2.0mm MAX

Wire-Overcoat Thickness : 3.1mm MAX (including Module)
(リード線補正コート厚)

2. Rated Specifications (at 25°C)

Item	Specifications (Initial)
2.1 Open circuit voltage : Voc 開放電圧	Typical 24.0V at 50kLx SS
2.2 Short circuit Current : Isc 短絡電流	Typical 5.6mA at 50kLx SS
2.3 Operating Voltage & Operating Current : Vope-Iope 動作特性	Minimum 15V - 3.8mA at 50kLx SS
	Typical 15.4V - 5.1mA at 50kLx SS
	Typical 15.4V - 11.4mA at AM-1.5 100mW/cm ²
2.4 Maximum output : Pmax & optimum operating Volt : Vop optimum operating Current : Iop 最大出力	(reference) 89mW Vop=18.4V Iop= 4.8mA at 50kLx SS
	(reference) 188mW Vop=18.4V Iop=10.2mA at AM-1.5 100mW/cm ²
2.5 Working temperature range : Topr 動作温度範囲	-10 to 60°C
2.6 Storage temperature range : Tstg 保存温度範囲	-20 to 70°C

SS: Solar Simulator

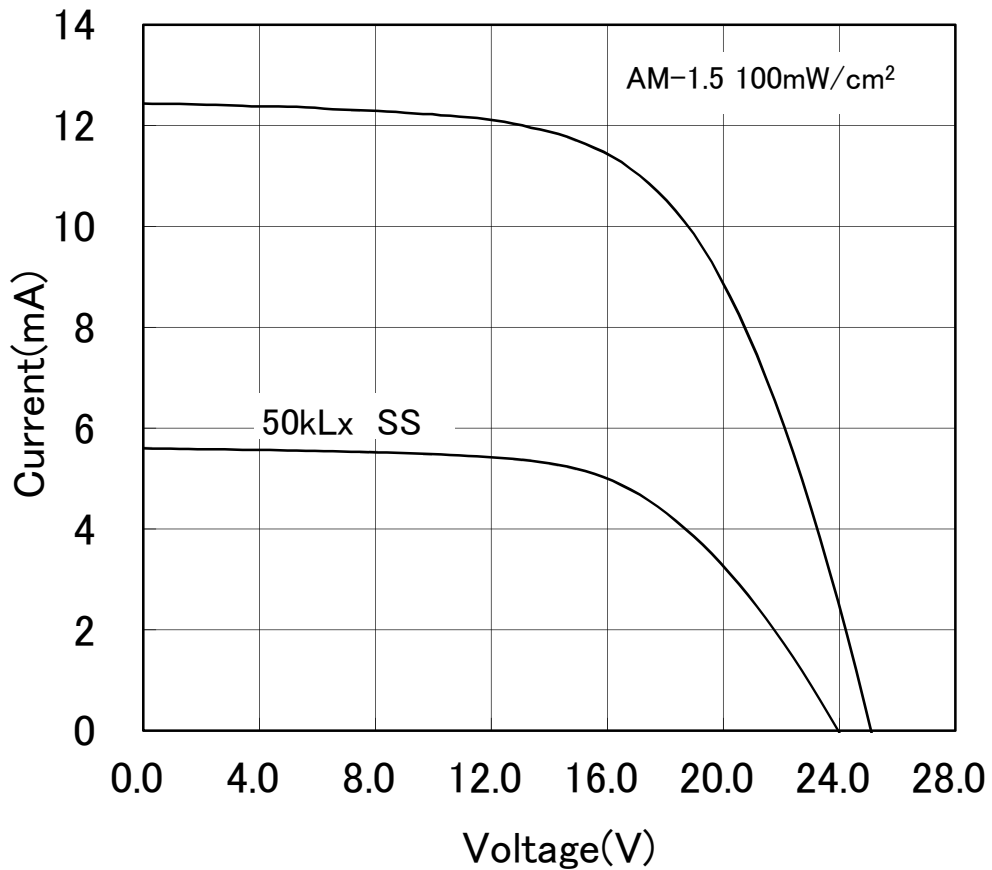
I - V Characteristics

REFERENCE

1.Model : AM-5S06

2.Outside Dimension : 124.5mm × 29.5mm

SS:Solar Simulator



*このデータは標準的な出力特性を示すものであり、特性を保証するものではありません。

*The data are meant to show standard electric characteristics only , not intended to guarantee the characteristics.

Panasonic Solar Amorton Co.,Ltd.

2019/7/5

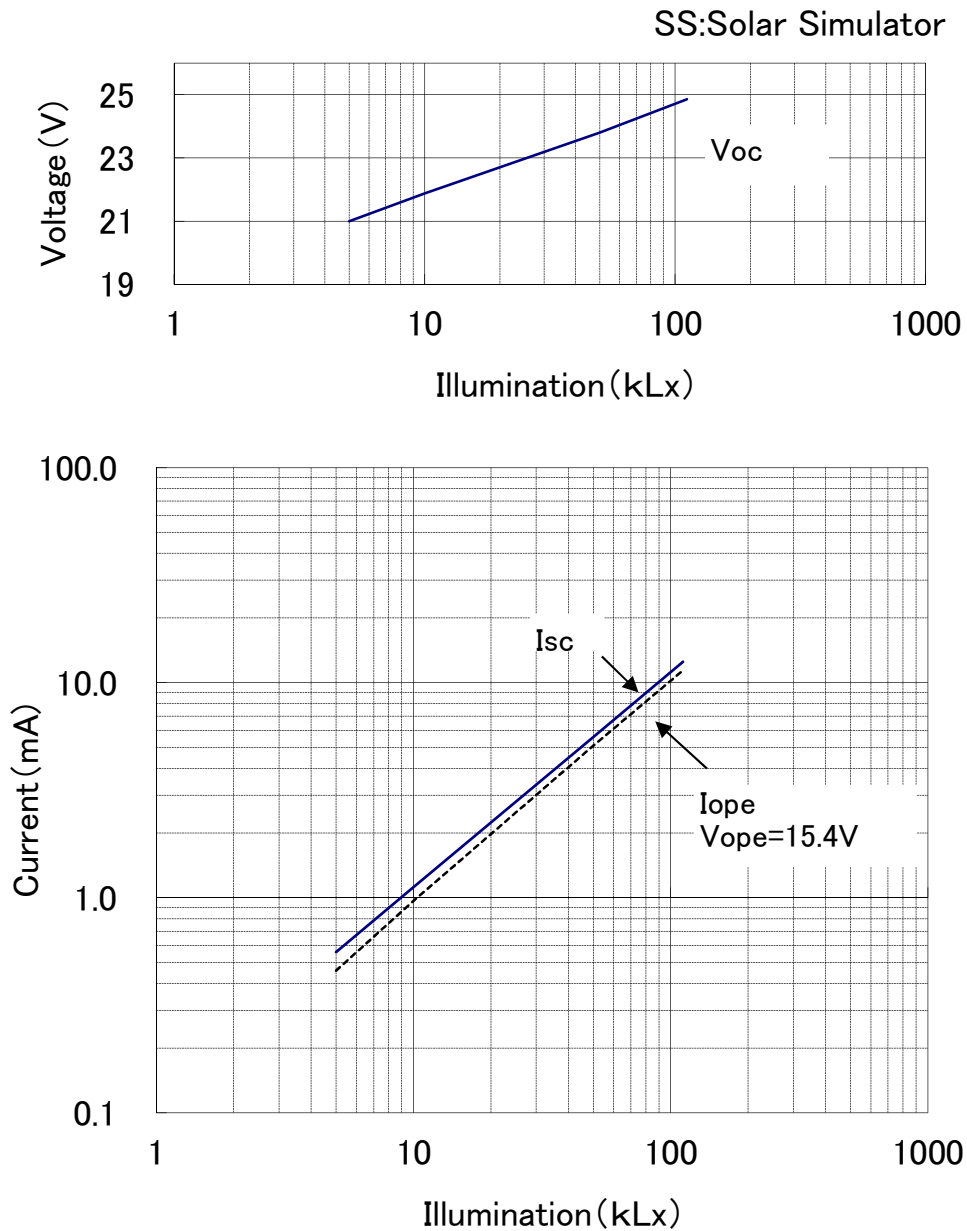
出力の照度依存特性

REFERENCE

Dependence of Output on Illumination

1.Model : AM-5S06

2.Outside Dimension : 124.5mm × 29.5mm



*このデータは標準的な出力特性を示すものであり、特性を保証するものではありません。

*The data are meant to show standard electric characteristics only , not intended to guarantee the characteristics.

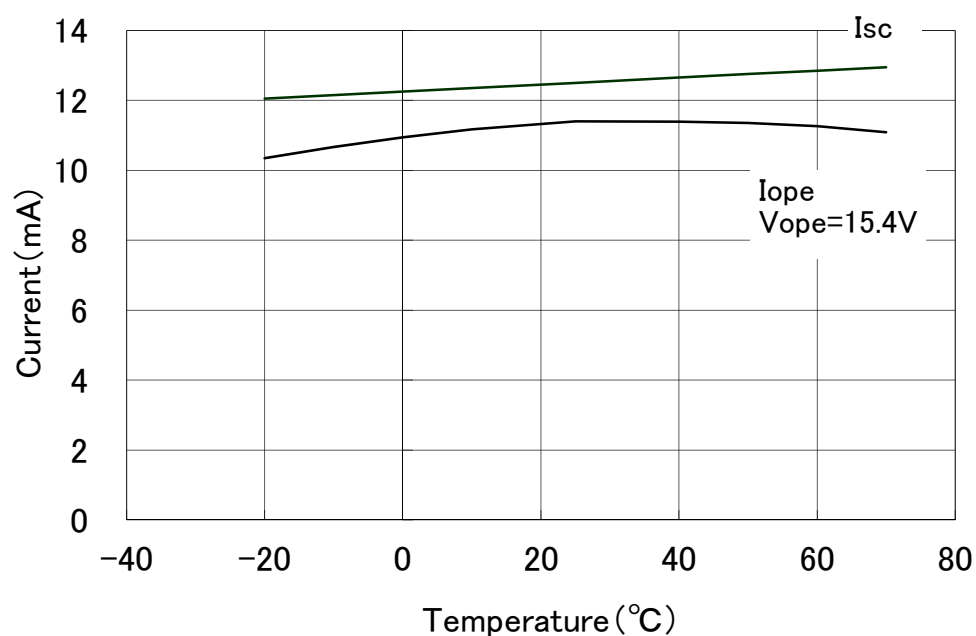
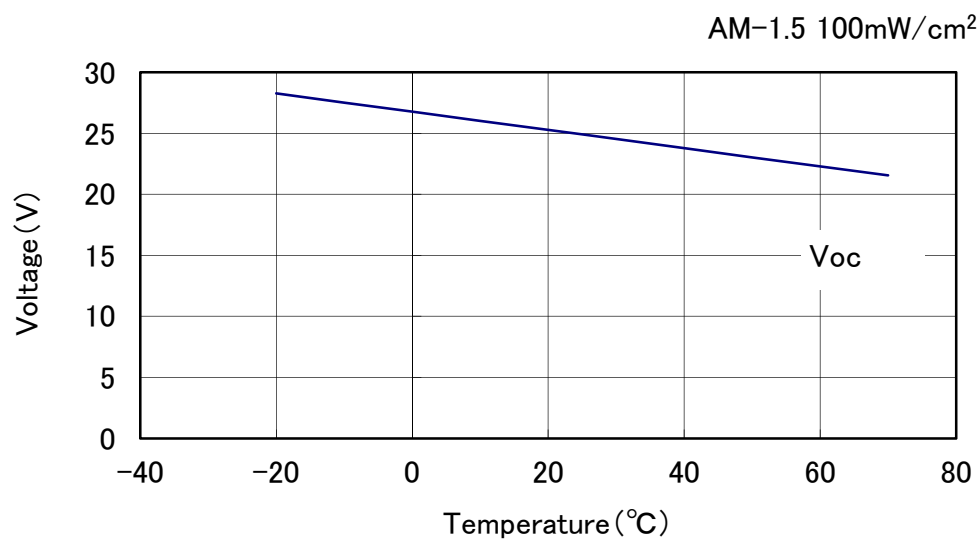
出力の温度依存特性

REFERENCE

Dependence of Output on Temperature

1.Model : AM-5S06

2.Outside Dimension : 124.5mm × 29.5mm



*このデータは標準的な出力特性を示すものであり、特性を保証するものではありません。

*The data are meant to show standard electric characteristics only , not intended to guarantee the characteristics.

Panasonic Solar Amorton Co.,Ltd.

2019/7/5