

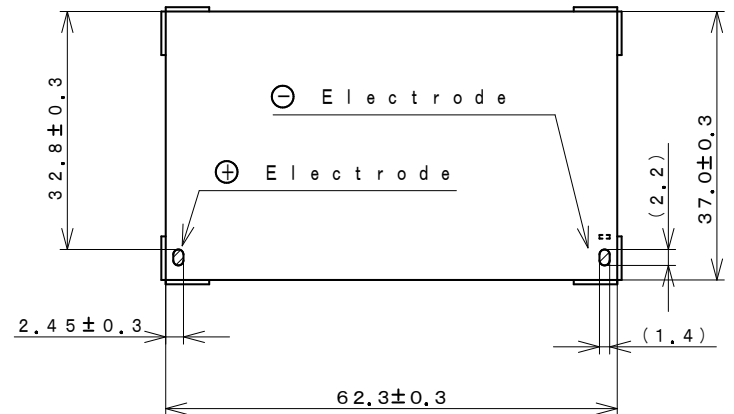
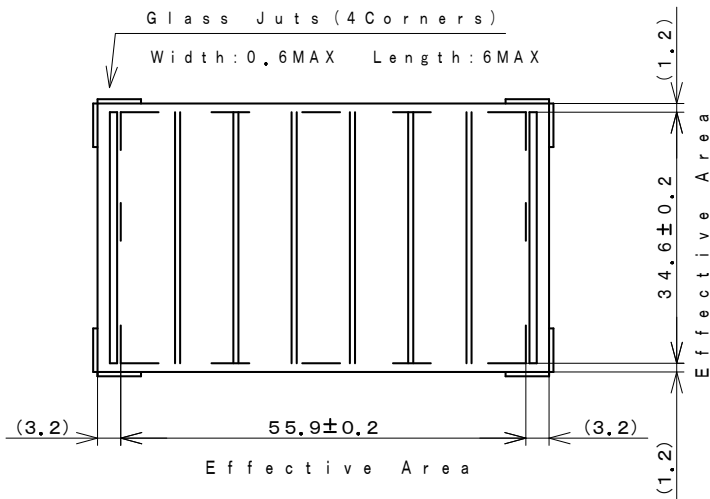
## アモルファスシリコン太陽電池 仕様

Model : AM-5710C-T

## 1. Outside dimensions 外形寸法

Light Receiving Side (受光面)

Overcoat Side (オーバーコート面)



(dimension : mm)

## Note

Glass Substrate Thickness (ガラス基板厚) : 1.6mm ± 0.2

Module Thickness (モジュール厚) : 2.0mm MAX

Accepts normal soldering for bending

(一般の半田を使用してリード線付けが可能です。)

## 2. Rated Specifications (at 25°C)

Item	Specifications (Initial)
2.1 Open circuit voltage : Voc 開放電圧	Typical 6.0V at 50kLx SS
2.2 Short circuit Current : Isc 短絡電流	Typical 15.9mA at 50kLx SS
2.3 Operating Voltage & Operating Current : Vope - Iope 動作特性	Minimum 3.5V - 11.2mA at 50kLx SS
	Typical 3.9V - 14.7mA at 50kLx SS
	Typical 3.9V - 32.6mA at AM-1.5 100mW/cm <sup>2</sup>
2.4 Maximum output : Pmax & optimum operating Volt : Vop optimum operating Current : Iop 最大出力	(reference) 63mW Vop=4.6V Iop=13.7mA at 50kLx SS
	(reference) 134mW Vop=4.6V Iop=29.0mA at AM-1.5 100mW/cm <sup>2</sup>
2.5 Working temperature range : Topr 動作温度範囲	-10 to 60°C
2.6 Storage temperature range : Tstg 保存温度範囲	-20 to 70°C

SS: Solar Simulator

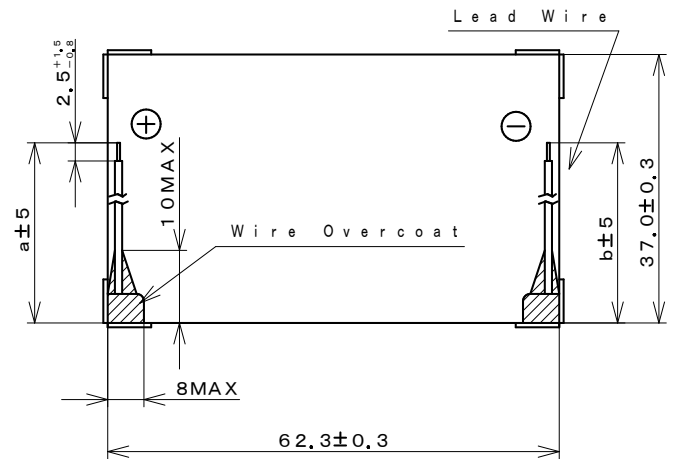
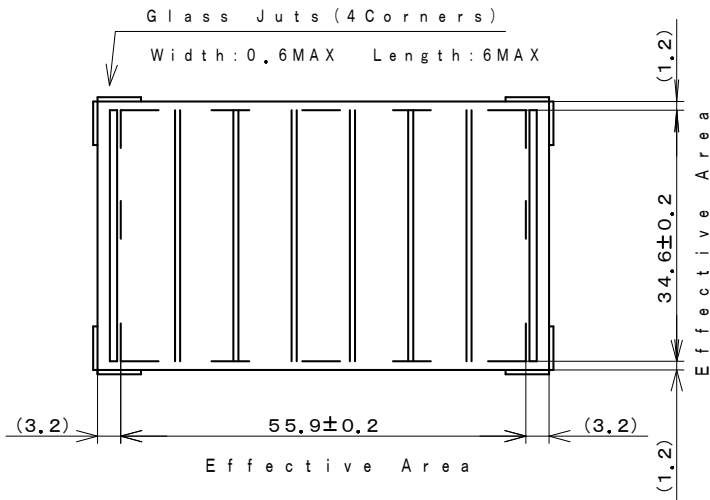
アモルファスシリコン太陽電池 仕様

Model : AM-5710CAR-T

1. Outside dimensions 外形寸法

Light Receiving Side (受光面)

Overcoat Side (オーハーフコート面)



(dimension : mm)

Lead Wires : AWG30	
a : 101	b : 101

Note

Glass Substrate Thickness (ガラス基板厚) :  $1.6 \text{ mm} \pm 0.2$

Module Thickness (モジュール厚) :  $2.0 \text{ mm MAX}$

Wire-Overcoat Thickness :  $3.1 \text{ mm MAX}$  (including Module)  
(リード線補正コート厚)

2. Rated Specifications (at  $25^\circ\text{C}$ )

Item	Specifications (Initial)
2.1 Open circuit voltage : $V_{oc}$ 開放電圧	Typical 6.0V at 50kLx SS
2.2 Short circuit Current : $I_{sc}$ 短絡電流	Typical 15.9mA at 50kLx SS
2.3 Operating Voltage & Operating Current : $V_{ope} - I_{ope}$ 動作特性	Minimum 3.5V - 11.2mA at 50kLx SS
	Typical 3.9V - 14.7mA at 50kLx SS
	Typical 3.9V - 32.6mA at AM-1.5 100mW/cm <sup>2</sup>
2.4 Maximum output : $P_{max}$ & optimum operating Volt : $V_{op}$ optimum operating Current : $I_{op}$ 最大出力	(reference) 6.3mW $V_{op}=4.6\text{V}$ $I_{op}=13.7\text{mA}$ at 50kLx SS
	(reference) 13.4mW $V_{op}=4.6\text{V}$ $I_{op}=29.0\text{mA}$ at AM-1.5 100mW/cm <sup>2</sup>
2.5 Working temperature range : $T_{opr}$ 動作温度範囲	-10 to $60^\circ\text{C}$
2.6 Storage temperature range : $T_{stg}$ 保存温度範囲	-20 to $70^\circ\text{C}$

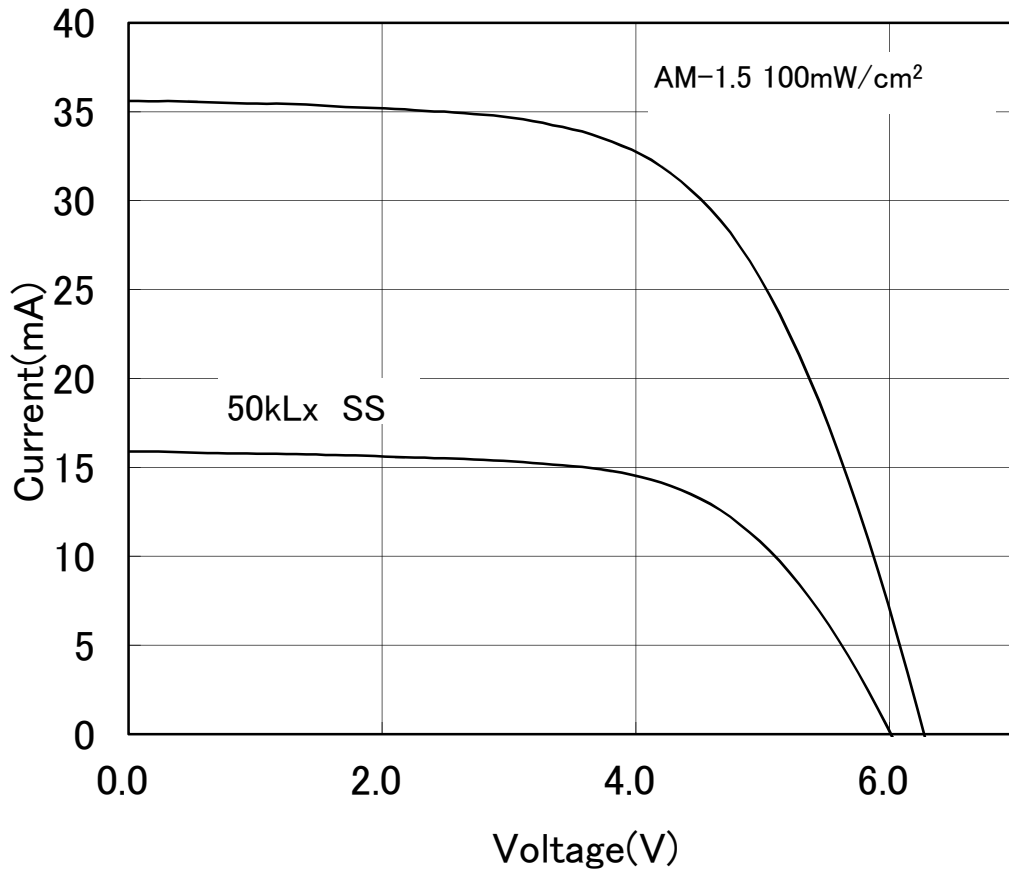
# I - V Characteristics

REFERENCE

1.Model : AM-5710

2.Outside Dimension : 62.3mm × 37.0mm

SS:Solar Simulator



\*このデータは標準的な出力特性を示すものであり、特性を保証するものではありません。

\*The data are meant to show standard electric characteristics only , not intended to guarantee the characteristics.

Panasonic Solar Amorton Co.,Ltd.

2019/6/11

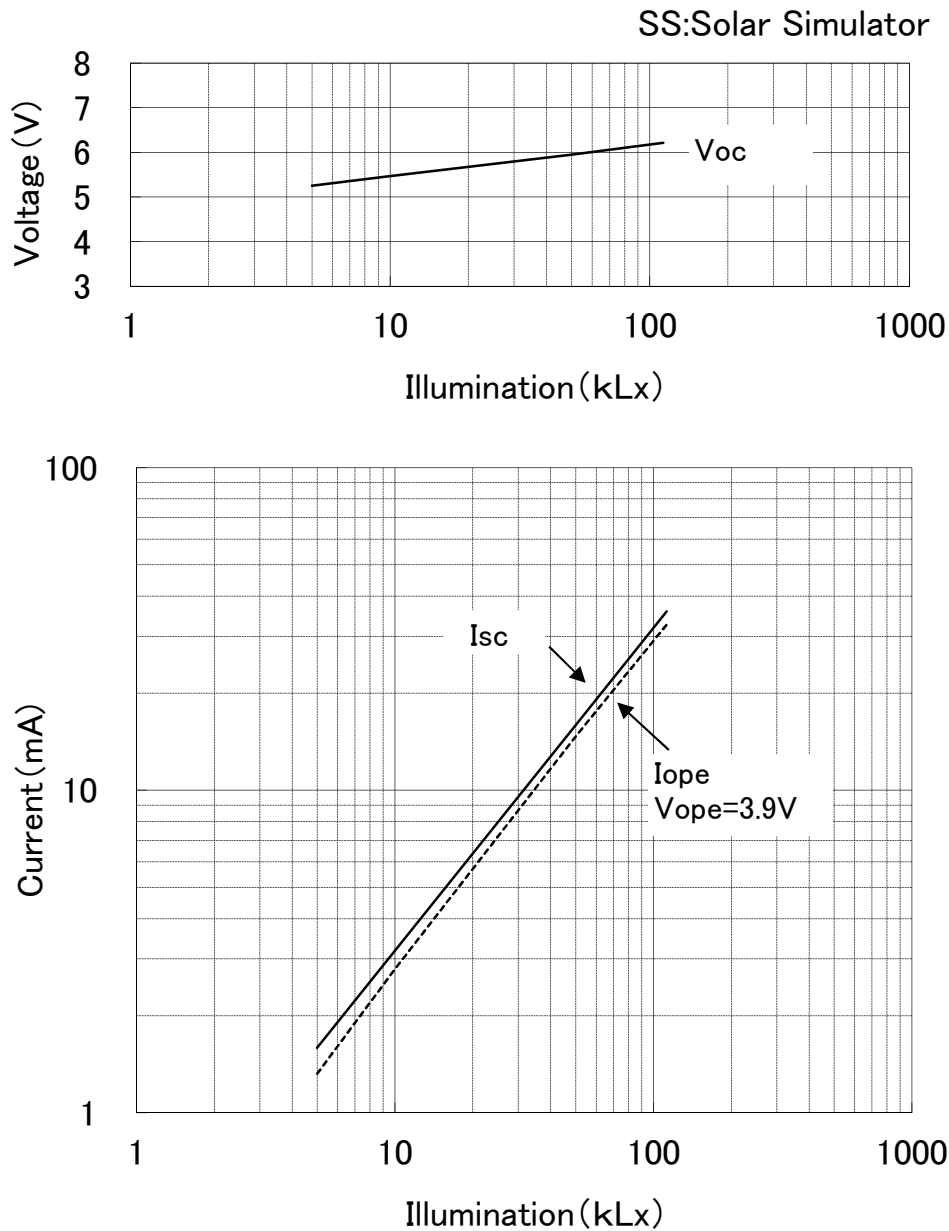
# 出力の照度依存特性

REFERENCE

Dependence of Output on Illumination

1. Model : AM-5710

2. Outside Dimension : 62.3mm × 37.0mm



\*このデータは標準的な出力特性を示すものであり、特性を保証するものではありません。

\*The data are meant to show standard electric characteristics only , not intended to guarantee the characteristics.

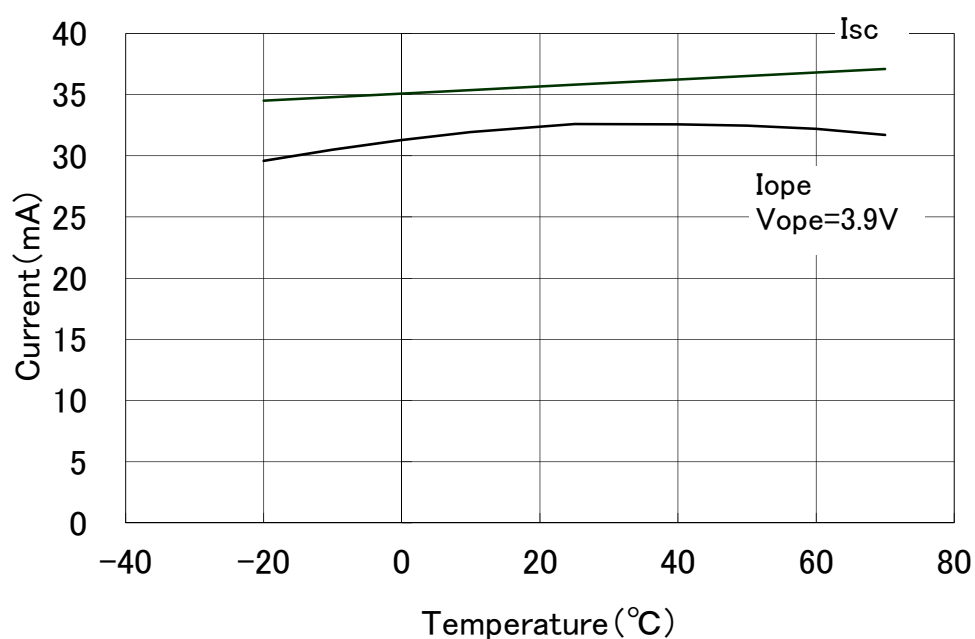
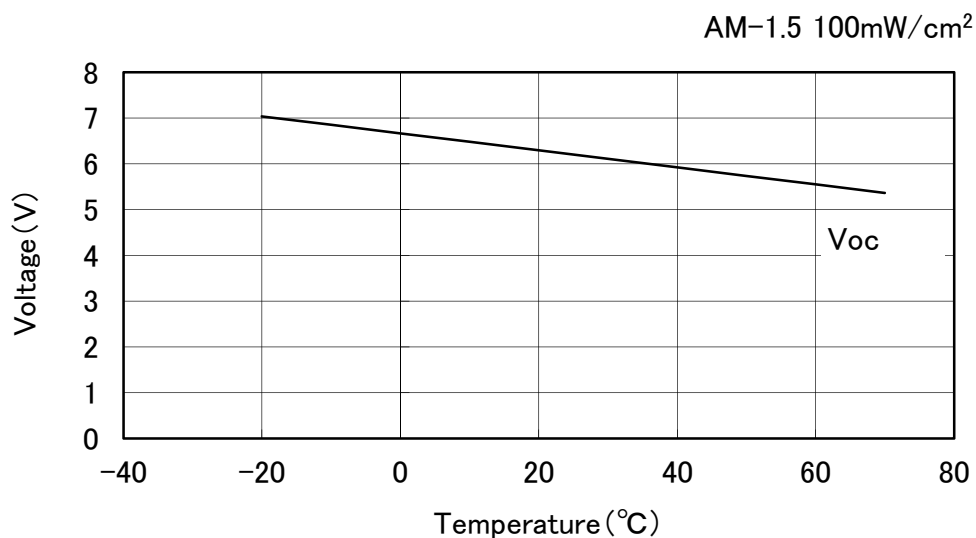
# 出力の温度依存特性

REFERENCE

Dependence of Output on Temperature

1.Model : AM-5710

2.Outside Dimension : 62.3mm × 37.0mm



\*このデータは標準的な出力特性を示すものであり、特性を保証するものではありません。

\*The data are meant to show standard electric characteristics only , not intended to guarantee the characteristics.